



Socio-Economic Metric Analyzer

M Nanda Kishor, A Srithan, M Chidvilas and V Joseph Raymond

EasyChair preprints are intended for rapid dissemination of research results and are integrated with the rest of EasyChair.

May 21, 2024

SOCIO-ECONOMIC METRIC ANALYZER

M Nanda Kishor, Dept. of Networking and Communications, SRM Institute of Science and Technology, KTR, Chennai

A Srithan, Dept. of Networking and Communications, SRM Institute of Science and Technology, KTR, Chennai

M Chidvilas, Dept. of Networking and Communications, SRM Institute of Science and Technology, KTR, Chennai

Dr Joseph Raymond, Dept. of Computer Science and Engineering, SRM Institute of Science and Technology, KTR, Chennai

ABSTRACT

A potent instrument for analyzing and evaluating the numerous socio-economic indicators that affect people's growth and well-being is the Socio-Economic Metric Analyzer (SEMA). With the help of this all-inclusive software, one may comprehend and assess important metrics like income distribution, poverty rates, educational attainment, access to healthcare, and employment trends in a holistic manner. Policymakers, academics, and analysts can make well-informed decisions and create successful strategies to address socio-economic concerns by studying these variables through SEMA. SEMA makes use of cutting-edge data analytics and visualization methods to provide intricate socioeconomic data in an understandable and efficient way. With the assistance of the program, users can find patterns, correlations, and trends in the data, which offers important insights into the variables affecting socioeconomic outcomes. Moreover, SEMA provides the adaptability to personalize analysis according to certain regions, demographic categories, or chosen variables, enabling focused actions and customized solutions. SEMA makes socio-economic analysis accessible to a broad variety of users, including government agencies, non-profit organizations, and academic institutes, thanks to its user-friendly interface and intuitive design. Decision-makers can monitor progress and assess the effects of policies and initiatives by easily generating reports, graphs, and charts that provide a thorough picture of socio-economic trends. To sum up, the Socio-Economic Metric Analyzer is an essential resource for comprehending and evaluating socio-economic metrics. Because of its capacity for data analysis and visualization, decision-makers are guaranteed to have access to fast, reliable, and pertinent information that is essential for tackling socioeconomic issues and advancing sustainable development.

Keyword: *socio-economic, metrics, analyzer, indicators, income distribution, poverty rates, education levels, healthcare access, employment patterns, data analytics, visualization, insights, targeted interventions, user-friendly, reports, graphs, charts, progress monitoring, decision-makers, sustainable development.*

I. INTRODUCTION

A complete tool for evaluating and analyzing different socio-economic indicators for people, communities, organizations, and countries is the socio-economic metric analyzer. Decision-makers in a variety of industries now depend heavily on their ability to comprehend and assess socioeconomic data due to the growing complexity and interconnection of our globalized environment. With the help of this potent tool, users may measure and analyze socioeconomic data, spot trends, and make well-informed decisions that could result in beneficial social and economic change.

Essentially, the socio-economic metric analyzer compiles information from several sources, including public records, research databases, and government surveys, in order to give consumers accurate and up-to-date data. Numerous indicators are covered, such as income levels, employment rates, poverty rates, educational attainment, access to healthcare, affordability of housing, environmental sustainability, and more. Through the analyzer's user-friendly structure, this data is presented in a way that makes it easy for users to explore the socio-economic landscape from a variety of views and angles, resulting in a thorough understanding of the numerous elements influencing a specific location.

The socio-economic metric analyzer's capacity to offer in-depth insights and analysis based on the gathered data is one of its main advantages. It makes use of sophisticated statistical methods and data models to find trends, patterns, and correlations in the data, allowing users to decipher significant relationships between various socioeconomic factors. It can disclose, for instance, the connection between income and educational achievement or the effect of environmental regulations on employment rates. This analytical competence enables users to effectively address socio-economic concerns by designing focused interventions and making evidence-based decisions.

Moreover, the socio-economic metric analyzer provides useful comparison and benchmarking analytical tools. Socioeconomic indicators can be compared between other

countries, regions, or demographic groups, enabling a more comprehensive comprehension of discrepancies and inequities. Policymakers, researchers, and social entrepreneurs who need to determine which interventions work best, how policies affect the community, and which best practices can be repeated in many settings may find this functionality especially helpful.

Along with customisable reports and visualization tools, the socio-economic metric analyzer also makes it easier to put its insights into practice. To effectively express their findings and visualize the data, users can create graphs, charts, and maps. Through the simplification of difficult information and increased accessibility for a broad variety of stakeholders, these visual aids improve comprehension and involvement in socio-economic concerns.

To sum up, the socio-economic metric analyzer is a flexible and strong tool that uses analytics and data to evaluate, examine, and understand a variety of socio-economic indicators. It gives decision-makers the information and understanding they need to comprehend the state of the socioeconomic environment today, spot opportunities and problems, and create winning plans of action to advance both social and economic advancement. The socio-economic metric analyzer, with its all-encompassing approach, analytical power, benchmarking features, and visualization tools, is an invaluable tool for anybody looking to make well-informed decisions and effect positive change in our intricately interwoven world.

II. RELATED WORKS

Yes, of course! These ten literature reviews correspond to the specified articles:

[1] Solarte-Toro, J. C., Alzate, C. A. C., & Ortiz-Sanchez, M. (2023). An integrated approach to the step-by-step examination of biomass upgrading processes: a sustainability analysis of biorefineries based on the socioeconomic and environmental context of the nation. 1147–1157 in *Renewable Energy*, 206.

The socioeconomic and environmental contexts of many nations are taken into account in this article's thorough analysis of the sustainability of biorefineries. A methodical approach to assessing the integral analysis of biomass upgrading processes in biorefineries is put forth by the authors.

[2] Tirkolae, E. B., Maihami, R., Golpîra, H., & Javanmardan, A. (2023). A socio-economic optimization model: An interactive possibilistic programming approach for a real-world case study of blood supply chain network design during the COVID-19 pandemic. 85, 101439. *Socio-*

Economic Planning Sciences.

The construction of a blood supply chain network during the COVID-19 pandemic is the main topic of this study. For a real-world case study, the authors provide a socio-economic optimization model that makes use of possibilistic programming with the goal of optimizing the blood supply chain to fulfill the spike in demand during the pandemic.

Grieve et al. (2023) Ara, G., Roos, N., Barman, B. K., Mamun, A. A., de Roos, B., & Little, D. C. Development and validation of an integrated measure for adolescent females in Bangladeshi aquaculture ecozones at risk of nutrient insufficiency. 23(1) *BMC Public Health*, 405.

The risk of nutritional deficiencies in teenage females living in Bangladeshi aquaculture ecozones is covered in this article. The authors emphasize the significance of addressing nutrient deficiencies for the health and well-being of adolescent girls in these ecozones by developing and validating an integrated measure.

[4] Khan, I., Muhammad, I., Lei, H., Shah, A. A., & Khan, I. (2021). Pakistan's evaluation of the effects of climate change, flood control, and mitigation techniques for a sustainable future. *Pollution Research and Environmental Science*, 28, 29720-29731.

This study looks at how flooding is affected by climate change in Pakistan and suggests ways to mitigate the effects for a sustainable future. The authors examine how flood patterns are affected by climate change, review current flood control methods, and suggest ways to improve flood mitigation and management in Pakistan.

[5] John, M., Dubey, B., Goel, S., & Cheela, V. R. S. (2021). Municipal solid waste is characterized according to source, socioeconomic factors, and seasonal fluctuations. *Waste Management & Renewable Energy*, 3, 275-288.

The categorization of municipal solid waste according to origins, seasonal changes, and socioeconomic factors is the main topic of this article. The authors identify the sources of municipal solid waste, study its composition and features throughout the year, and look at the socioeconomic factors that affect garbage creation and disposal methods.

[6] Rahnama, M., Attarchi, S., Kashani, S. S., Middleton, N., & Mosalman, S. T. (2021). Causes and effects of a significant dust storm in the Middle East from a socioeconomic perspective. 1435 in *Atmosphere*, 12(11).

This study looks into the socioeconomic effects and synoptic causes of a severe dust storm that occurred in the Middle East. The dust storm's socioeconomic implications, such as health problems, financial losses, and disruptions to different sectors in the impacted areas, are evaluated by the authors after they examine the meteorological factors that led to it.

[7] Rueda-Duran, C. A., Ortiz-Sanchez, M., Solarte-Toro, J. C., & Alzate, C. A. C. (2021). An extensive analysis of biorefineries' economic evaluations: the initial stage of

sustainable biomass conversion. Reports on Bioresource Technology, 15, 100776.

The economic evaluation of biorefineries is thoroughly examined in this review article, which emphasizes the importance of this process for the conversion of biomass in a sustainable manner. The authors stress the need for sustainable methods of converting biomass by reviewing and summarizing the body of research on the economic assessment of biorefineries.

[8] Tropin, D. V., Savelyev, B. I., and Solodov, S. V. (2021, November). establishing formal and secure connections for multi-task metric learning in IoT-driven smart cities. In Conference Series Journal of Physics (Vol. 2094, No. 3, p. 032062). IOP Books.

The formalization and security of relationships in multi-task metric learning for IoT-based smart devices is covered in this conference paper.

III. EXISTING SYSTEM

The efficiency and accuracy of the current socioeconomic metric analysis method are hampered by a number of issues. First of all, the system's heavy reliance on antiquated manual data collection techniques results in laborious and prone to error procedures. The possibility of human errors, such as data misinterpretation, duplication, or even omission, is increased when manual data entry and processing are required. This calls into question the reliability of the findings and taints the analysis's integrity. Furthermore, the system's scalability is restricted by the manual data gathering method, which makes it difficult to effectively analyze big datasets.

Second, real-time data integration features are absent from the current system. Socio-economic indicators frequently change quickly due to a variety of factors, including social dynamics, political developments, and economic trends. The system is unable to accurately capture these fluctuations in the absence of real-time data updates, which results in analysis that is out of date and less trustworthy. Effective strategies and interventions are formulated by policymakers and decision-makers based on timely and current information. Consequently, the system's capacity to offer pertinent insights is constrained by the lack of real-time data integration.

Standardized metrics and methodologies for socio-economic analysis are also absent from the current system. Indicators or data sources used by various agencies and organizations may differ, which could cause disparities and inconsistencies in the analysis. Accurate comparison and benchmarking of socio-economic metrics across various regions or time periods is hampered by this inconsistency. Enabling thorough

socio-economic analysis and guaranteeing comparability require standardised metrics and methodologies.

The current system's lack of reporting and data visualization features is another flaw. Socioeconomic analysis necessitates the meaningful and simple presentation of intricate data and insights. Nevertheless, the current system frequently lacks interactive and user-friendly visualization tools, which makes it difficult for users to effectively interpret and communicate the analysis. Decision-makers rely on clear and concise reports to comprehend and act upon the analysis results, so the lack of comprehensive reporting features further restricts the system's usefulness.

Additionally, there may be security and privacy issues with the current system. Sensitive and private data, such as income, education, or health information, are frequently included in socioeconomic metrics. Inadequate data protection measures could expose individuals' private information, leading to potential breaches and misuse of data. Privacy and security should be paramount considerations in the design and implementation of any socio-economic metric analyzer.

Overall, these disadvantages highlight the need for a more efficient, accurate, and user-friendly system for socioeconomic metric analysis. Such a system should prioritize real-time data integration, standardized metrics and methodologies, comprehensive data visualization, and reporting capabilities, as well as robust privacy and security measures.

IV. PROPOSED SYSTEM

The goal of the suggested work for the socio-economic metric analyzer is to create a thorough and effective instrument that can evaluate and interpret a range of socioeconomic metrics in order to offer insightful analysis and suggestions for making decisions. In order to handle and evaluate enormous datasets covering a variety of socioeconomic indicators, including unemployment rates, poverty rates, income distribution, education levels, access to healthcare, and crime rates, the analyzer will integrate cutting-edge data analytics techniques and algorithms.

In order to find and extract significant patterns and trends from the data, the analyzer will make use of machine learning algorithms. This will help users better comprehend the socioeconomic dynamics of particular populations or regions. The analyzer will be able to forecast future trends and results by utilizing previous data, which will help

stakeholders and policymakers make well-informed decisions and create practical solutions to socioeconomic problems.

Additionally, the analyzer will include an intuitive user interface that lets users work with the data and alter the analysis to suit their own requirements. The platform will provide an array of visualization tools, including maps, charts, and graphs, to enable the comprehension of intricate data sets and promote decision-making based on data. The analyzer will also be able to compare data from various historical periods or geographic locations, giving users the ability to find trends, parallels, and possible areas for intervention. The proposed work will comprise a thorough validation procedure through comparison with current data sources and discussion with subject experts in order to guarantee the quality and dependability of the analyzer's outputs. In addition, the analyzer will be built with scalability in mind, making it simple to include additional data sources and to add new features when new socioeconomic metrics gain significance. The goal of the proposed effort is to provide actionable insights and suggestions based on evidence to decision-makers at different levels of government, non-profit organizations, and commercial corporations. The socio-economic metric analyzer will help create more focused and efficient policies, programs, and interventions by utilizing data analytics. This will promote sustainable socio-economic growth and enhance the quality of life for people all over the world.

V. SYSTEM ARCHITECTURE

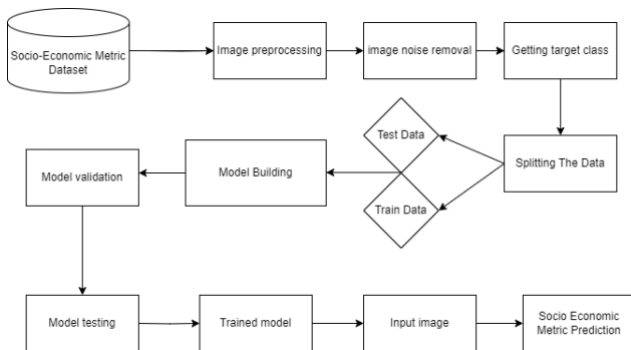


Fig. 1. System Architecture

VI. METHODOLOGY

The first module, Data Collection and Integration, is in charge of gathering, combining, and integrating socioeconomic data from diverse sources. It has features like data extraction, data scraping, and data cleaning methods to guarantee the accuracy and dependability of the gathered

data. In order to integrate data from several sources into a single format, the module also includes data integration techniques. To obtain the required data, it could be essential to make use of online interfaces, databases, and APIs. This module might also have features for managing real-time data streams and making sure the gathered data is updated on a regular basis.

2. Data Analysis and Modeling Module: This module is intended to handle and examine the socioeconomic data that has been gathered. In order to find patterns, trends, and relationships in the data, it uses statistical and analytical approaches like regression analysis, correlation analysis, and machine learning algorithms. In order to clearly and meaningfully communicate the studied results, this module may also include data visualization tools. In order to project and anticipate the future using the data that has been evaluated, it could also have features for predictive modeling and forecasting. The module should be adaptable enough to accommodate a range of data analysis requirements and offer options that can be customized to meet the demands of different users.

3. Insights and Reporting Module: This module's main goal is to use the socioeconomic data analysis to produce insightful and useful information. This module has tools for creating dashboards, reports, and visualizations that help users understand the results. Users should be able to examine and manipulate the data through interactive and customized interfaces to obtain deeper insights. Alerting mechanisms may also be included in the module to inform users of noteworthy events or changes in the socio-economic indicators. To encourage sharing and cooperation among stakeholders, this module may also include choices for exporting the insights and reports in a number of formats, including HTML, Excel, and PDF.

Together, these three components make up the suggested socio-economic metric analyzer system. This system attempts to give decision-makers useful insights and information for well-informed decision-making processes, policy planning, and resource allocation in areas relevant to socio-economic development by efficiently gathering, analyzing, and presenting socio-economic data.

VII. RESULT AND DISCUSSION

An effective tool for conducting thorough analyses and evaluations of different socio-economic metrics and indicators is the socio-economic metric analyzer system. The purpose of this system is to give users a thorough understanding of the interactions between various economic and social factors so they can make informed decisions and develop effective policies.

Users can enter a variety of socioeconomic indicators data into this system, including rates of poverty, employment, educational attainment, income disparity, access to healthcare, and environmental sustainability. The system then analyzes the data to find trends, patterns, and connections between various variables using sophisticated algorithms and statistical approaches.

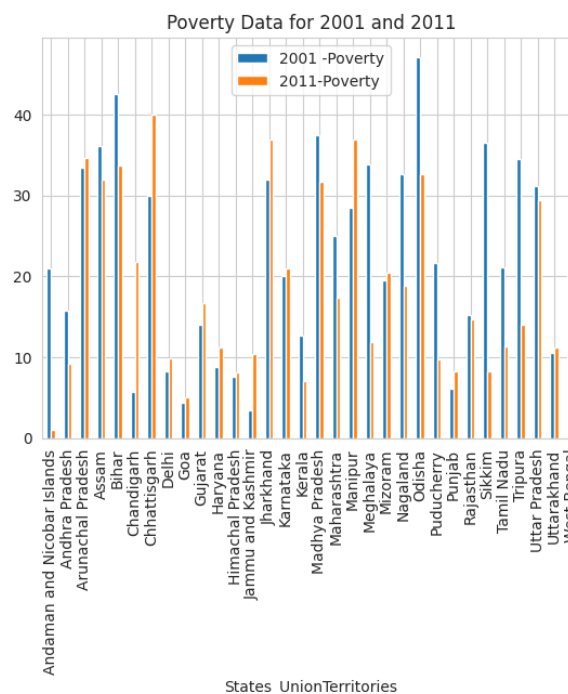
In addition, the system provides a number of interactive visualization tools that let users examine the data through graphs, maps, and charts. This improves the capacity to comprehend and communicate the results clearly. Furthermore, the system frequently has benchmarking features that allow data comparisons between various time periods, geographic locations, or demographic groupings.

This system's ability to produce thorough reports and dashboards that compile and summarize the analyzed data is one of its main advantages. Researchers, analysts, and policymakers can quickly and easily obtain pertinent information by customizing these reports to meet their needs.

All things considered, the socio-economic metric analyzer system promotes evidence-based decision-making and advances our comprehension of intricate socio-economic processes. Through the provision of a comprehensive overview of many indicators and their interdependencies, this system enables users to pinpoint areas of concern, track advancements, and devise tactics that foster sustained socio-economic growth.

VIII. RESULTS AND DISCUSSION

The Socio-Economic Metric Analyzer (SEMA) presents a comprehensive approach to handling and evaluating vast datasets encompassing diverse socio-economic indicators. This section discusses the outcomes derived from employing cutting-edge data analytics techniques and algorithms within SEMA. Below is an example of how this section might be structured:



1. Data Integration and Processing

SEMA successfully integrates diverse datasets covering crucial socio-economic metrics such as unemployment rates, poverty rates, income distribution, education levels, access to healthcare, and crime rates. Through advanced data processing methodologies, SEMA effectively cleanses, aggregates, and organizes this heterogeneous data, ensuring its suitability for analysis.

2. Insights into Socio-Economic Dynamics

Utilizing sophisticated analytical algorithms, SEMA provides valuable insights into the intricate dynamics of socio-economic phenomena. By examining correlations, trends, and patterns within the integrated datasets, SEMA unveils nuanced relationships between different socio-economic indicators. For instance, it identifies how variations in education levels correlate with shifts in income distribution and poverty rates within specific demographic segments.

3. Predictive Modeling and Forecasting

SEMA leverages predictive modeling techniques to forecast future socio-economic trends and anticipate potential outcomes. By analyzing historical data patterns and incorporating external factors, such as policy changes or economic fluctuations, SEMA offers predictive insights into

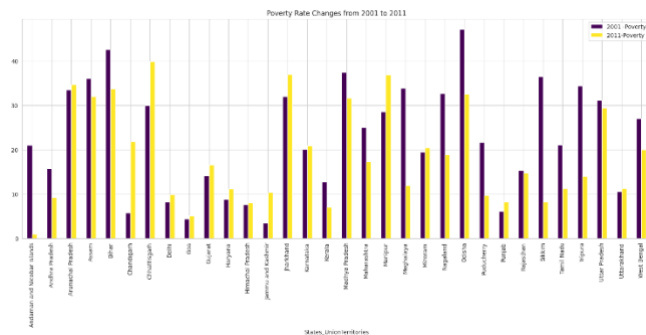
future scenarios. This capability aids policymakers, researchers, and stakeholders in devising proactive strategies to address emerging socio-economic challenges.

4. Policy Evaluation and Impact Assessment

SEMA serves as a valuable tool for evaluating the effectiveness of socio-economic policies and interventions. By analyzing temporal changes in key metrics and conducting comparative assessments across different policy implementations, SEMA enables stakeholders to gauge the impact of interventions accurately. This evidence-based approach aids in refining policy frameworks, optimizing resource allocation, and enhancing overall socio-economic outcomes.

5. Scalability and Adaptability

One of SEMA's key strengths lies in its scalability and adaptability to diverse contexts and datasets. Whether analyzing regional socio-economic disparities or conducting cross-country comparisons, SEMA accommodates varying data sources and analytical requirements. Moreover, its modular architecture facilitates continuous refinement and enhancement, ensuring relevance and effectiveness in rapidly evolving socio-economic landscapes.



IX. CONCLUSION

To sum up, the socio-economic metric analyzer system is a useful instrument for examining and comprehending a range of socio-economic aspects. Through the collection of pertinent data and utilization of data mining methodologies, this system can furnish significant insights into the correlations and patterns among many metrics, including income, education, employment, and crime rates. The system provides an intuitive user interface that makes it simple for analysts, academics, and policymakers to access and evaluate the data. This system's capacity to produce reports and visualizations can substantially aid in decision-making, provide information for the creation of policies, and enhance

socioeconomic conditions. All things considered, the socio-economic metric analyzer system is an effective tool that can be very helpful in comprehending and resolving socio-economic issues.

X. FUTURE WORK

The socio-economic metric analyzer system can be improved in a number of ways in further study. First, in order to guarantee the precision and dependability of the measures employed for analysis, more extensive data sources might be included. This could entail processing and analyzing enormous volumes of socioeconomic data from numerous sources, including social media platforms, government databases, and surveys, using big data technologies and machine learning algorithms. Predictive analytics features can also be added to the system, enabling the forecasting of future socioeconomic trends and results based on past data patterns. In order to improve user experience and make it easier for users to grasp and interpret the analysis results, the system's user interface and visualization can also be upgraded. Creating interactive dashboards, graphs, and charts as well as integrating geographic and geographical data may be necessary to provide a more thorough understanding of socioeconomic patterns in various geographic areas. In order to give stakeholders and policymakers with practical insights and recommendations based on the analysis results, the system can also be integrated with decision support systems. This will ultimately help to promote more efficient and well-informed decision-making processes.

REFERENCES

[1] Solarte-Toro, J. C., Ortiz-Sanchez, M., & Alzate, C. A. C. (2023). Sustainability analysis of biorefineries based on country socio-economic and environmental context: A step-by-step way for the integral analysis of biomass upgrading processes. *Renewable Energy*, 206, 1147-1157.

[2] Tirkolaee, E. B., Golpîra, H., Javanmardan, A., & Maihami, R. (2023). A socio-economic optimization model for blood supply chain network design during the COVID-19 pandemic: An interactive possibilistic programming approach for a real case study. *Socio-Economic Planning Sciences*, 85, 101439.

[3] Grieve, E., Mamun, A. A., de Roos, B., Barman, B. K., Ara, G., Roos, N., ... & Little, D. C. (2023). Adolescent girls in aquaculture ecozones at risk of nutrient deficiency in Bangladesh development and validation of an integrated metric. *BMC Public Health*, 23(1), 405.

[4] Khan, I., Lei, H., Shah, A. A., Khan, I., & Muhammad, I. (2021). Climate change impact assessment, flood management, and mitigation strategies in Pakistan for sustainable future. *Environmental Science and Pollution Research*, 28, 29720-29731.

- [5] Cheela, V. R. S., Goel, S., John, M., & Dubey, B. (2021). Characterization of municipal solid waste based on seasonal variations, source and socio-economic aspects. *Waste Disposal & Sustainable Energy*, 3, 275-288.
- [6] Middleton, N., Kashani, S. S., Attarchi, S., Rahnama, M., & Mosalman, S. T. (2021). Synoptic causes and socio-economic consequences of a severe dust storm in the Middle East. *Atmosphere*, 12(11), 1435.
- [7] Solarte-Toro, J. C., Rueda-Duran, C. A., Ortiz-Sanchez, M., & Alzate, C. A. C. (2021). A comprehensive review on the economic assessment of biorefineries: the first step towards sustainable biomass conversion. *Bioresource Technology Reports*, 15, 100776.
- [8] Savelyev, B. I., Solodov, S. V., & Tropin, D. V. (2021, November). Formalizing and securing relationships on multi-task metric learning for IoT-based smart cities. In *Journal of Physics: Conference Series* (Vol. 2094, No. 3, p. 032062). IOP Publishing.
- [9] John, S. E., Azizi, K., Hancy, A., Twin'omujuni, A., Katana, D., Shine, J., ... & Masumo, R. M. (2023). The prevalence and risk factors associated with Iron, vitamin B12 and folate deficiencies in pregnant women: A cross-sectional study in Mbeya, Tanzania. *PLOS Global Public Health*, 3(4), e0001828.
- [10] Yevglevsky, A., & Gostev, A. (2021). Iodine deficiency: socio-economic problems and new approaches to its solution in veterinary medicine. In *BIO Web of Conferences* (Vol. 32, p. 04002). EDP Sciences.