



Fabrication of translated metal doped TiO<sub>2</sub> composites and its photocatalytic degradation toward the ammonia nitrogen compounds in farm wastewater

---

Qijie Xu, Hui Yin, Yang Zhang, Gaofeng Jin, Weiwei He and Ning Zhang

EasyChair preprints are intended for rapid dissemination of research results and are integrated with the rest of EasyChair.

October 2, 2019

# Fabrication of translated metal doped TiO<sub>2</sub> composites and its photocatalytic degradation toward the ammonia nitrogen compounds in farm wastewater

Qijie Xu<sup>1</sup>, Hui Yin<sup>1</sup>, Yang Zhang<sup>1</sup>, Gaofeng Jin<sup>1</sup>, Weiwei He<sup>2</sup>, Ning Zhang<sup>1\*</sup>

1. College of Chemistry & Pharmaceutical Engineering, Huanghuai University, Zhumadian 463000, Henan, China;

2. College of advanced materials and energy, Xuchang University, Xuchang, 461000, Henan, China

**Abstract:** TiO<sub>2</sub> and TiO<sub>2</sub> doping translated metal composites, including Cu, Co, Ni, Ag, Au elements, were prepared by sol-gel method by using tetrabutyl titanate and different metal salts as raw materials. The TiO<sub>2</sub> and its composites were characterized by means of UV-vis, FTIR, and fluorescence spectrometry, etc. Furtherly, photocatalytic degradation properties of TiO<sub>2</sub>, Cu/TiO<sub>2</sub>, Co/TiO<sub>2</sub>, Ni/TiO<sub>2</sub>, Ag/TiO<sub>2</sub> and Au/TiO<sub>2</sub> on ammonia-nitrogen compounds in farm wastewater were studied under simulated sunlight. The results showed that the translated metal doped TiO<sub>2</sub> composites had higher photocatalytic degradation rate than pure TiO<sub>2</sub>, among which, the degradation rate of Ag/TiO<sub>2</sub>, Au/TiO<sub>2</sub> and Ni/TiO<sub>2</sub> reached to 30.3%, 29.9%, and 26.9%, respectively, and those of Cu/TiO<sub>2</sub> and Co/TiO<sub>2</sub> were 25.0% and 26.3%, respectively. Photocatalytic degradation conditions of ammonia nitrogen compounds were investigated by using Ag/TiO<sub>2</sub> as photocatalyst. It was found that the degradation rate of ammonia nitrogen compounds could reach 37.5% when the initial concentration was 0.07 g/L, the time was 180 min, and the dosage of catalyst was 0.10%. Additionally, in comparison with natural sun light as the light source, the degradation efficiency of the catalyst was still reach 32.6%, which indicated the perfect application prospect in the treatment of farm wastewater.

**Keywords:** TiO<sub>2</sub>; Farm wastewater; Photocatalytic; Ammonia nitrogen compounds

Photocatalytic degradation of organic pollutant based on semiconductors materials as photocatalyst is one of most active and promising research directions due to semiconductors such as TiO<sub>2</sub>, ZnO, Ag<sub>3</sub>PO<sub>4</sub> are low-cost, stable, nontoxic and environmental friendly<sup>[1-4]</sup>. Moreover, the operation condition of photocatalytic degradation to organic pollutant is high efficient and mild.

Titanium dioxide (TiO<sub>2</sub>) possesses perfect photoelectric properties, high chemical stability, low cost and safety toward both humans and the environment, which is widely applied in many yields as catalyst, coating, plastic, and so on<sup>[1, 5-7]</sup>. Particularly, TiO<sub>2</sub> as photocatalyst can decompose the organic compound that, recently, becomes popular research directions. However,

---

\* Corresponding author. Email: [qijie001@163.com](mailto:qijie001@163.com)

narrow light response range only to ultraviolet limits the utilization efficiency of actual sunlight. Further, the recombination rate of hole and electron induced electron-hole pairs of TiO<sub>2</sub> photocatalytic system that seriously affects the photocatalytic rate. In order to improve the photocatalytic activity as well as the response into visible-light region, TiO<sub>2</sub> doping with transition metals has been widely investigated [8-11]. Usually, the metal selective doping is one of the common approaches to enhance the photocatalytic efficiency of the catalyst. A series of titania-metal composites (mainly including noble metals and noble/transition metal ions) have been used in order to increase the efficiency of the photocatalytic process<sup>[12-15]</sup>.

Bear these perspectives in mind, the present work pays special attention to synthesize translated metal (Cu, Co, Ni, Ag, and Au) doped TiO<sub>2</sub> composites by hydrothermal method. Then the photocatalytic degradation properties of as-prepared translated metal doped TiO<sub>2</sub> composites on ammonia nitrogen compounds in farm wastewater are investigated in the simulated sunlight and actual sunlight.

## **1. Experimental**

### **1.1 Chemicals**

Tetrabutyl titanate was supplied by Tianchen chemicals, China; Copper (II) sulfate pentahydrate (CuSO<sub>4</sub>·5H<sub>2</sub>O), cobaltous nitrate hexahydrate (Co(NO<sub>3</sub>)<sub>2</sub>·6H<sub>2</sub>O), nickel chloride hexahydrate (NiCl<sub>2</sub>·6H<sub>2</sub>O), and silver nitrate (AgNO<sub>3</sub>) were obtained from Tianjin Kaitong chemicals Co., Ltd, China; methyl orange was supplied by Sinopharm chemicals reagent Co., Ltd, China. Other reagents are of analytical grade.

### **1.2 Preparation of TiO<sub>2</sub> and translated metal doped TiO<sub>2</sub> composites**

TiO<sub>2</sub> and translated metal doped TiO<sub>2</sub> composites were prepared readily by hydrothermal synthesis method [11]. Firstly, proper amount of tetrabutyl titanate (2 mL) was added into 20 mL absolute ethanol in a three-neck flask, and then stirred for 30 min under magnetic stirring. Subsequently, the above solution was transferred into hydrothermal reactor of 30 mL under 210 °C for 24 h, then washed by distilled water and absolute ethanol for 3 times, respectively, followed to heat at 80 °C for 24 h thereby affording TiO<sub>2</sub> nanoparticles. Translated metal doped TiO<sub>2</sub> composites were obtained by the same synthesis process, the atomic ratio of metal ions (Co<sup>2+</sup>, Ni<sup>2+</sup>, Ag<sup>+</sup>, Au<sup>+</sup>, and Cu<sup>2+</sup>) doping TiO<sub>2</sub> was 2.0 at% and the samples were noted as Co/TiO<sub>2</sub>, Ni/TiO<sub>2</sub>, Ag/TiO<sub>2</sub>, Au/TiO<sub>2</sub>, Cu/TiO<sub>2</sub>, respectively.

### 1.3 Characterization of TiO<sub>2</sub> and translated metal doped TiO<sub>2</sub> composites

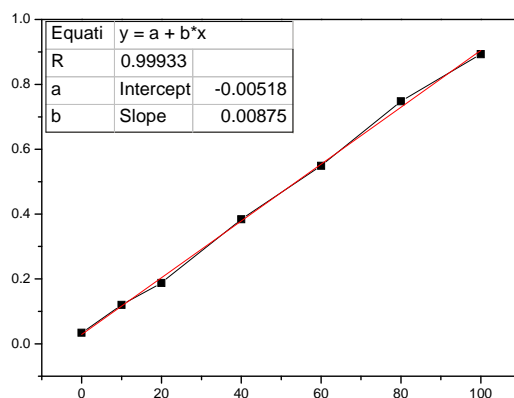
UV-vis absorption spectrum of TiO<sub>2</sub> and translated metal doped TiO<sub>2</sub> composites were measured over a wavelength range of 200-800 nm with a Cary 100 spectrophotometer. Fluorescence spectrometry (F-2700, Hitachi Company, Japan) was utilized to evaluate the fluorescence properties of TiO<sub>2</sub> and translated metal doped TiO<sub>2</sub> composites at the range of the wavelength of 220-730 nm. The infrared spectrum of the samples of TiO<sub>2</sub> and translated metal doped TiO<sub>2</sub> composites were recorded inside KBr pellets on Fourier Transform Infrared Spectrometer (FTIR/Avatar360, Nicolet, American).

### 1.4 Testing of photocatalytic degradation properties of TiO<sub>2</sub> and translated metal doped TiO<sub>2</sub> composites toward ammonia nitrogen compounds

The photocatalytic degradation performance of TiO<sub>2</sub> and translated metal doped TiO<sub>2</sub> composites were measured by monitoring the decomposition of ammonia nitrogen compounds at simulated solar light or actual solar light. Typically, 0.05 g catalyst and 50 mL farm wastewater were added in a breaker of 100 mL, then the solution was magnetically stirred for 1 h to achieve adsorption saturation before illumination. Following this, the photocatalytic degradation reaction of ammonia nitrogen compounds was carried out via the exposure of simulated solar light or actual solar light, and the temperature of the reaction system was kept at room temperature by using a constant temperature circulating pump. After a half hour, 2 mL aqueous solution was taken out, centrifuged to test the content of the residual ammonia nitrogen compounds by using UV-vis adsorption spectrum at the main adsorption peak of 420 nm.

## 2. Results and discussion

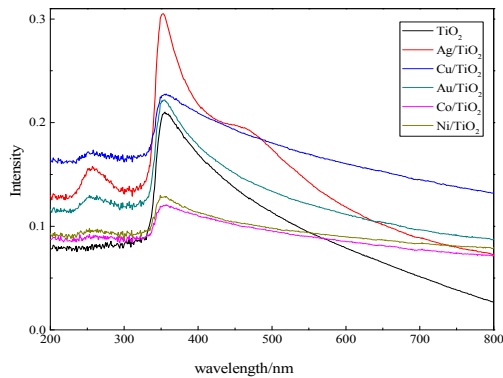
### 2.1 The photo of standard curve of ammonia nitrogen compounds



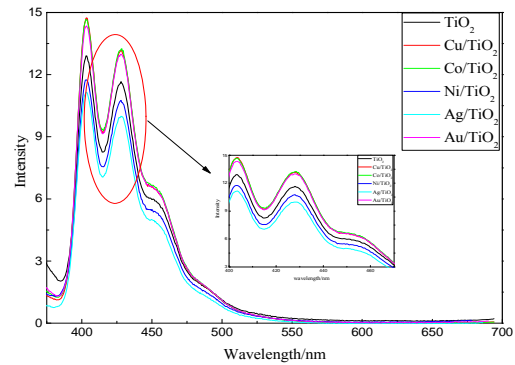
**Fig.1** Standard curve of ammonia nitrogen compounds

The standard curve of ammonia nitrogen compounds was drawn according to the Chinese standards of water quality (Determination of ammonia nitrogen-Nessler's reagent spectrophotometry, No: HJ 535-2009)<sup>[16]</sup>, as shown in Fig.1. As-obtained standard curves had perfect linear relationship coefficient (R) of 0.99933 that was consistent with relative testing requirements, which could be used for evaluating the content of ammonia nitrogen compounds in farm wastewater.

## 2.2 Characterization of TiO<sub>2</sub> and transition metal doped TiO<sub>2</sub> composites



**Fig.2** UV curves of TiO<sub>2</sub> and its composites



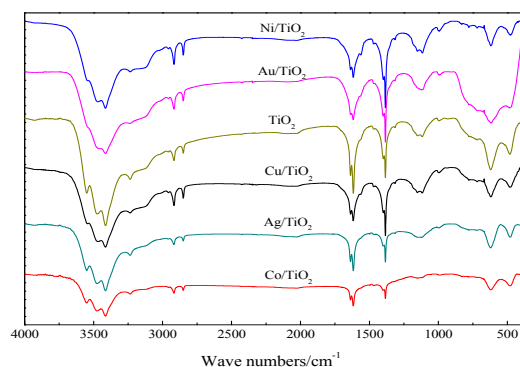
**Fig.3** Fluorescence spectra of TiO<sub>2</sub> and its composites

UV curves of TiO<sub>2</sub> and its composites were shown in Fig.2. It can be seen that the adsorption peaks were emerged at 350 nm, however, that of TiO<sub>2</sub> obviously decreased with increasing wavelength. Particularly, the adsorption intensity of TiO<sub>2</sub> was lowest in all translated metal doped TiO<sub>2</sub> composites. The possible reason was owned to the lower electrode potential of translated metal and its ions that was apt to extend the light response range thereby improving the photocatalytic rate. Moreover, the adsorption peaks of Ag/TiO<sub>2</sub> composites appeared two peaks at 350 nm and 450 nm, respectively, that may be concluded from the perfect adsorption of light and led to high photocatalytic degradation rate toward organic pollutants<sup>[17]</sup>.

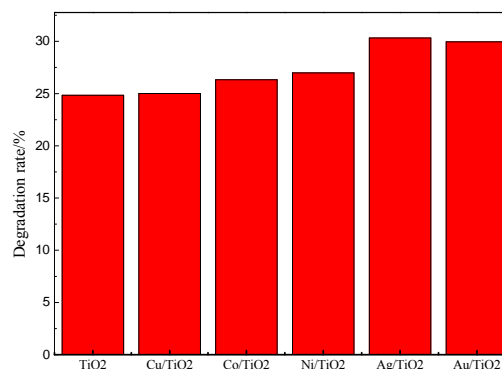
Another important factor on photocatalytic degradation of organic pollutants is the recombination rate of holes and electrons of photocatalyst. The electron recombination rates of the photocatalysts were characterized by fluorescence spectrometry, the results of which are shown in Fig. 3. Among the emission intensities observed, that of Ag/TiO<sub>2</sub> was the lowest. This result revealed that Ag/TiO<sub>2</sub> had a low electron recombination rate, which enhanced its photocatalytic degradation abilities, which was agreement with experimental result<sup>[18]</sup>.

Translated metal doped TiO<sub>2</sub> to form based TiO<sub>2</sub> composites affect the crystallization structure of TiO<sub>2</sub>. Fig.4 indicated the FTIR spectra of TiO<sub>2</sub> and its composites, as seen from Fig.4

that those absorption peaks at  $3400\text{ cm}^{-1}$  belonged to the adsorption peaks of hydroxyl groups ( $\cdot\text{OH}$ ) on the surface of  $\text{TiO}_2$ . Additionally, that at  $2925\text{ cm}^{-1}$  and  $2850\text{ cm}^{-1}$  represented methyl and methylene ( $\cdot\text{CH}_3$  and  $\cdot\text{CH}_2$ ), and that at  $1700\text{ cm}^{-1}$  was the adsorption peak of carbonyl groups ( $\text{C}=\text{O}$ ), these peaks were own to residue of the organic chians of tetrabutyl titanate<sup>[12-14, 17]</sup>. However, the FTIR relative intensity of  $\text{Ag}/\text{TiO}_2$  and  $\text{Au}/\text{TiO}_2$  at the rang of  $1000\text{-}400\text{ nm}$  were stronger than that of  $\text{TiO}_2$ , the main reason may be the strong adsorption properties of Ag and Au to light, which enhanced the intensity of response light of photocatalyst thereby improving photocatalytic degradation rate.



**Fig.4** FTIR spectra of  $\text{TiO}_2$  and its composites



**Fig. 5** Photocatalytic degradation rate of  $\text{TiO}_2$  and its composites toward ammonia nitrogen compounds

### 2.3 The photocatalytic degradation properties of $\text{TiO}_2$ and its composites on ammonia nitrogen compounds

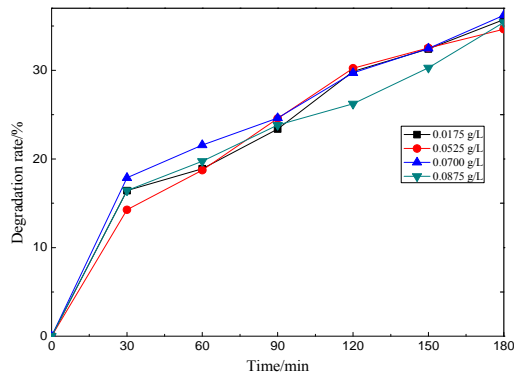
#### 2.3.1 The effect of doped translated metal on the photocatalytic degradation properties of $\text{TiO}_2$

The photocatalytic degradation properties of  $\text{TiO}_2$ ,  $\text{Cu}/\text{TiO}_2$ ,  $\text{Co}/\text{TiO}_2$ ,  $\text{Ni}/\text{TiO}_2$ ,  $\text{Ag}/\text{TiO}_2$ , and  $\text{Au}/\text{TiO}_2$  for ammonia nitrogen compounds were shown in Fig.5. It can be seen that  $\text{TiO}_2$  doped translated metal displayed better photocatalytic degradation performance toward ammonia nitrogen compounds under simulated sunlight in 120 min, particularly,  $\text{Ag}/\text{TiO}_2$  and  $\text{Au}/\text{TiO}_2$  indicated higher degradation rate that improved 22.1% and 20.7%, respectively, in comparison with that of  $\text{TiO}_2$ . The main reason owned to the light enhancement effect of Ag and Au that was apt to increase the light response range of  $\text{TiO}_2$ , thereby improving the photocatalytic degradation rate to ammonia nitrogen compounds even to other organic pollutants<sup>[8-9]</sup>. Among these photocatalyst,  $\text{Ag}/\text{TiO}_2$  possessed best photocatalytic degradation properties on ammonia nitrogen compounds, thus, we chose  $\text{Ag}/\text{TiO}_2$  as photocatalyst to investigated the suitable conditions for photocatalytic degradation of organic pollutants.

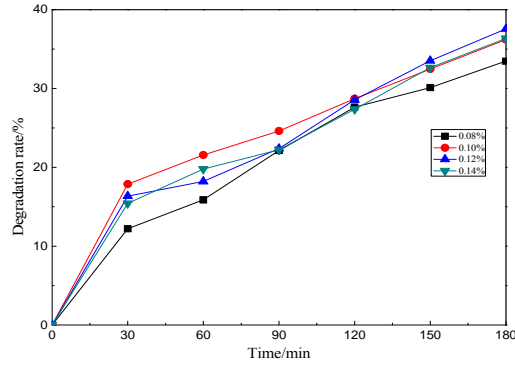
#### 2.3.2 The effect of the initial concentration of ammonia nitrogen compounds on degradation rates

The certain amount of farm wastewater with ammonia nitrogen content of  $1.75\text{ g/L}$  was add to volumetric flask of  $100\text{ mL}$  and then diluted to scale line by adding distilled water, thereby the

farm wastewater with different concentration was gained. Furthermore, the photocatalytic degradation rates of the farm wastewater were conducted by using Ag/TiO<sub>2</sub> as photocatalyst under simulated sunlight in 180 min where the samples was tested per 30 min, the results were shown in Fig.6. The farm wastewater with the initial concentration of 0.07 g/L possessed highest degradation rate, which showed that the fit concentration of farm wastewater was 0.07 g/L.



**Fig. 6** The effects of the concentration of farm wastewater on the degradation rate



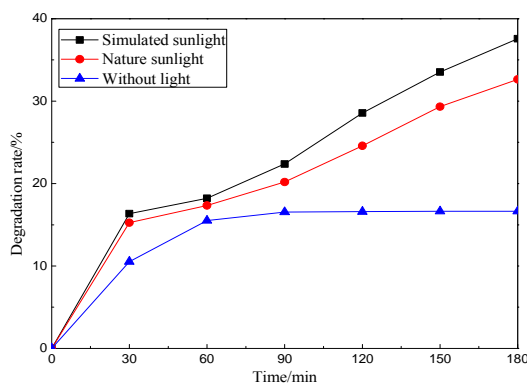
**Fig.7** The effects of photocatalyst dosage on degradation rate

### 2.3.3 The effect of amount of catalyst on catalytic property

The influence of amount of photocatalyst on photocatalytic degradation performance of Ag/TiO<sub>2</sub> was also studied by degrading ammonia nitrogen compounds, as seen in Fig.7. With the increasement of photocatalytic time, the photocatalytic degradation rates gradually increased. The highest degradation rate reached to 37.5%, as compared with the result of the similar literatures, the catalyst has better catalytic activity.

### 2.3.4 The effect of irradiation conditions on the photocatalytic properties of photocatalyst

Furthermore, the irradiation conditions also affected the photocatalytic degradation properties of photocatalyst on ammonia nitrogen compounds<sup>[11-12]</sup>, as seen in Fig.8. In comparison with the catalytic degradation rate under different illumination conditions by using Ag/TiO<sub>2</sub> as photocatalyst, the results showed that the degradation rate of ammonia nitrogen compounds was very low without illumination, which might be caused by adsorption. The degradation rate of ammonia nitrogen compounds under simulated sunlight was 37.5%, that under actual sunlight was 32.6% whereas under no light photocatalyst only indicated adsorption property thereby led to the lowest elimination rate of ammonia nitrogen compounds.



**Fig. 11** Effect of different light on degradation rate of catalyst

### 3. Conclusion

TiO<sub>2</sub> and TiO<sub>2</sub> doping translated metal composites were prepared by hydrothermal method. The spectral properties of as-prepared TiO<sub>2</sub> and its composites were studied by means of UV-vis, FTIR, fluorescence spectrometry. The results showed that translated metal doped TiO<sub>2</sub> could improve the light response range and decrease the recombined rate of electron-hole, thereby raising the photocatalytic degradation rate of TiO<sub>2</sub> toward ammonia and nitrogen compounds in farm wastewater. The results, photocatalytic degradation properties of TiO<sub>2</sub>, Cu/TiO<sub>2</sub>, Co/TiO<sub>2</sub>, Ni/TiO<sub>2</sub>, Ag/TiO<sub>2</sub> and Au/TiO<sub>2</sub> on ammonia-nitrogen compounds in farm wastewater, also displayed that translated metal doped TiO<sub>2</sub> composites had higher photocatalytic degradation rate than pure TiO<sub>2</sub>. additionally, in comparison with the effect of irradiation conditions on the photocatalytic properties of photocatalyst, it was found that as-fabricated photocatalyst also had perfect photocatalytic degradation performance to ammonia nitrogen compounds under natural light, and degradation rate reached to 32.6% in 180 min, these showed perfect application respect in actual treatment of farm wastewater.

### Acknowledgments

This research was financially supported by the Project of Youth Backbone Teachers of Henan Province (Grant No. 2017GGJS172), Henan Provincial Natural Science Foundation of China (Grant Nos. 182102311053 and 192102310492), 2018's Open Program on Key Laboratory of Nanoscale Energy Storage and Conversion Materials of Henan Province in China (Grant No. 2018ISMNM01), and the major science and technology projects of Zhumadian, Henan, China (Grant No. 17702).

### Reference

- [1] Chen X, Shen S, Guo L, et al. Semiconductor-based photocatalytic hydrogen generation[J]. Chemical reviews, 2010, 110(11): 6503-6570.
- [2] Tong H, Ouyang S, Bi Y, et al. Nano-photocatalytic materials: possibilities and challenges[J]. Advanced materials, 2012, 24(2): 229-251.
- [3] Saravanan R, Sacari E, Gracia F, et al. Conducting PANI stimulated ZnO system for visible light photocatalytic



- degradation of coloured dyes[J]. *Journal of molecular liquids*, 2016, 221: 1029-1033.
- [4] Liu L, Ding L, Liu Y, et al. A stable Ag<sub>3</sub>PO<sub>4</sub>@PANI core@shell hybrid: Enrichment photocatalytic degradation with  $\pi$ - $\pi$  conjugation[J]. *Applied Catalysis B: Environmental*, 2017, 201: 92-104.
- [5] Wang S, Pan L, Song J J, et al. Titanium-defected undoped anatase TiO<sub>2</sub> with p-type conductivity, room-temperature ferromagnetism, and remarkable photocatalytic performance[J]. *Journal of the American Chemical Society*, 2015, 137(8): 2975-2983.
- [6] Reddy K R, Karthik K V, Prasad S B B, et al. Enhanced photocatalytic activity of nanostructured titanium dioxide/polyaniline hybrid photocatalysts[J]. *Polyhedron*, 2016, 120: 169-174.
- [7] Su R, Dimitratos N, Liu J, et al. Mechanistic insight into the interaction between a titanium dioxide photocatalyst and Pd cocatalyst for improved photocatalytic performance[J]. *Acs Catalysis*, 2016, 6(7): 4239-4247.
- [8] Hernández J V, Coste S, Murillo A G, et al. Effects of metal doping (Cu, Ag, Eu) on the electronic and optical behavior of nanostructured TiO<sub>2</sub>[J]. *Journal of Alloys and Compounds*, 2017, 710: 355-363.
- [9] Chen P, Khetan A, Yang F, et al. Experimental and theoretical understanding of nitrogen-doping-induced strong metal-support interactions in Pd/TiO<sub>2</sub> catalysts for nitrobenzene hydrogenation[J]. *Acs Catalysis*, 2017, 7(2): 1197-1206.
- [10] Momeni M M, Ghayeb Y, Ghonchehi Z. Fabrication and characterization of copper doped TiO<sub>2</sub> nanotube arrays by in situ electrochemical method as efficient visible-light photocatalyst[J]. *Ceramics International*, 2015, 41(7): 8735-8741.
- [11] Gnanasekaran L, Hemamalini R, Saravanan R, et al. Intermediate state created by dopant ions (Mn, Co and Zr) into TiO<sub>2</sub> nanoparticles for degradation of dyes under visible light[J]. *Journal of Molecular Liquids*, 2016, 223: 652-659.
- [12] Zhou X, Häublein V, Liu N, et al. TiO<sub>2</sub> Nanotubes: Nitrogen-ion implantation at low dose provides noble-metal-free photocatalytic H<sub>2</sub>-evolution activity[J]. *Angewandte Chemie International Edition*, 2016, 55(11): 3763-3767.
- [13] Tan L L, Ong W J, Chai S P, et al. Noble metal modified reduced graphene oxide/TiO<sub>2</sub> ternary nanostructures for efficient visible-light-driven photoreduction of carbon dioxide into methane[J]. *Applied Catalysis B: Environmental*, 2015, 166: 251-259.
- [14] Chiarello G L, Aguirre M H, Selli E. Hydrogen production by photocatalytic steam reforming of methanol on noble metal-modified TiO<sub>2</sub>[J]. *Journal of Catalysis*, 2010, 273(2): 182-190.

- [15] Diak M, Grabowska E, Zaleska A. Synthesis, characterization and photocatalytic activity of noble metal-modified TiO<sub>2</sub> nanosheets with exposed {0 0 1} facets[J]. *Applied Surface Science*, 2015, 347: 275-285.
- [16] Ministry of Environmental Protection of the People's Republic of China. HJ 535-2009, Water quality-determination of ammonia nitrogen-Nessler's reagent spectrophotometry, 2009.
- [17] [20] Ishibashi K, Fujishima A, Watanabe T, et al. Quantum yields of active oxidative species formed on TiO<sub>2</sub> photocatalyst[J]. *Journal of Photochemistry and Photobiology A: Chemistry*, 2000, 134(1-2): 139-142.
- [18] Schute K, Rose M. Metal-free and scalable synthesis of porous hyper-cross-linked polymers: towards applications in liquid-phase adsorption[J]. *Chem Sus Chem*, 2015, 8(20): 3419-3423.