



Train Rescheduling for an Urban Rail Transit Line under Disruptions

Y. Chang, R. Niu, Yihui Wang, Xiaojie Luan, Andrea D'Ariano
and Marcella Samà

EasyChair preprints are intended for rapid
dissemination of research results and are
integrated with the rest of EasyChair.

April 15, 2019

Train Rescheduling for an Urban Rail Transit Line under Disruptions

Yihong Chang ^a, Ru Niu ^a, Yihui Wang ^{a,1}, Xiaojie Luan ^b Marcella Samà ^c
Andrea D'Ariano ^c

^a State Key Laboratory of Rail Traffic Control and Safety, Beijing Jiaotong
University
Beijing 100044, P.R. China

¹ E-mail: yihui.wang@bjtu.edu.cn, Phone: +86 10 5168 8607

^b Section Transport Engineering and Logistics, Delft University of Technology
2628 CD Delft, the Netherlands

^c Department of Engineering, Roma Tre University
via della vasca navale 79,00146 Rome, Italy

Abstract

Disruptions in urban rail transit systems usually result in serious consequences due to the high density and the less flexibility. In this paper, we propose a novel mathematical model for handling a complete blockage of the double tracks for 5-10 minutes, e.g., lack of power at a station, where no train can pass this area during the disruption period. This paper considers the disruption management problem at a macroscopic level. However, operational constraints for the turnaround operation and for the rolling stock circulations are formulated. A mixed-integer non-linear programming (MINLP) model, which can then be transformed into mixed-integer linear programming (MILP) problem, is proposed to minimize the train delays and the number of canceled train services as well as to ensure a regular service for passengers. Numerical experiments are conducted based on real-world data from Beijing subway line 7 to evaluate the effectiveness and efficiency of the proposed model.

Keywords

urban rail transit, train rescheduling, complete blockage, short-turn, rolling stock circulation

1 Introduction

Urban rail transit is of crucial importance for transporting commuters and travelers in big cities due to its advantages, such as large capacity, high efficiency, and the ability to provide safe, reliable and fast service. However, with the rapid development of urban rail transit, plenty of new technologies and new equipment have been used, which bring in many uncertain factors that affect the normal operation of urban rail transit systems. Unexpected events, such as infrastructure failures, rolling stock failures and signal malfunctions, happen frequently and have significant impacts on the operation of train services as well as the safety of passengers. When a disruption occurs, it is important that dispatchers quickly present a good solution to reschedule

trains so as to recover to the planned schedule as quickly as possible and minimize the inconvenience of passengers. On the one hand, the headway of urban rail transit lines has become smaller and smaller due to the increasing passenger demand, e.g., the headway is 2 minutes during peak hours for most of the metro lines in Beijing. On the other hand, the layout, especially the station layout, of urban rail transit lines is much simpler when compared with mainline. In most of the urban rail transit lines, trains do not overtake or meet each other in general during normal operations due to the limited infrastructure (in terms of tracks and platforms) available. So the disruptions in urban rail transit systems usually cause serious consequences due to the dense traffic and the limited operation flexibility.

The real-time railway traffic management problem has attracted more and more attention in recent years. Advances in scheduling theory have made it possible to handle railway traffic management problem effectively, in which not only the adjustment of running time and dwell time is considered (Ginkel and Schöbel, 2007), but also reordering, rerouting, cancellation of trains and other measures are adopted to change the connection between trains to ensure the quality of service provided to passengers (Corman et al., 2012). According to Clausen et al. (2010), a disruption is an event or a series of events that render the planned schedules for trains, crews, etc. infeasible. When a disruption occurs, some effective measures which can quickly help the system return to normal operation and reduce the negative impact on passengers should be taken to adjust train schedules in a safe, effective and well-organized way. Jespersen-Groth et al. (2009) split the disruption management process for passenger railway transportation as three main sub-problems: timetable adjustment, rolling stock rescheduling and crew rescheduling. For more information, we direct to the review papers, e.g., (Cacchiani et al., 2014) and (Narayanaswami and Rangaraj, 2011).

However, most existing literatures on train rescheduling problems are based on mainline railway systems. Since extra tracks, platforms and multiple routes are available, rescheduling in mainline railway systems usually involves reordering and rerouting strategies. Veelenturf et al. (2016) presented a timetable rescheduling approach to handle large scale disruptions at macroscopic level, where the number of canceled trains and delay trains were minimized with respect to the infrastructure and rolling stock capacity constraints. Ghaemi et al. (2017) considered a complete blockage of double tracks for several hours, a MILP model is proposed at the microscopic level to select the optimal short-turning stations and reroute for all the services to continue operating in opposite direction. Louwerse and Huisman (2014) focused on adjusting the timetable of a passenger railway system in case of major disruptions, in which both partial and complete blockage of tracks are formulated. They also investigated the trade-off between delaying and cancelling trains. Zhan et al. (2015) investigated the real-time rescheduling of railway traffic on a high speed railway line in case of a complete blockage of double tracks, in which disrupted trains do not turn around but wait at stations until the disruption ends. Main decisions, including in which stations do trains wait, in which order do they leave after the disruption, and the cancellation of trains, are optimized by a MILP model. Zhan et al. (2016) rescheduled train services on a double-track high speed railway under disruptions, in which one of the double tracks is temporarily unavailable. They assumed that the exact duration of the disruption is not known a priori but been updated gradually,

thus trains are rescheduled according to the latest information of the disruption. Alternative graph models were developed in a series of papers (D'Ariano et al., 2008; D'Ariano and Pranzo, 2009; D'Ariano et al., 2007) and applied in a real-time traffic management system ROMA (railway traffic optimization by means of alternative graphs) to resolve conflicts in recent years.

The researches with regard to the rescheduling problems for urban rail transit systems are limited. In comparison to mainline railway systems, the objectives and formulation approaches for urban rail transit systems are slightly different due to their specific characteristics. As an early literature on train rescheduling in urban rail transit systems, Eberlein et al. (1998) regulated the headway between trains after small disturbance occurred by the deadheading strategy. A MIP model was constructed to determine which trains should be deadheaded and how many stations should be skipped by certain trains to shorten the average passenger waiting time. Kang et al. (2015) proposed a model to reschedule the last train services in urban rail networks when small disturbances occurred, the objective of which is to minimize the running time and the dwelling time, and meanwhile to maximize the average transfer buffer time and the network accessibility, as well as to minimize the difference between the planned timetable and the rescheduled one. Gao et al. (2017) proposed a mathematical optimization model to calculate real-time automatic rescheduling strategy for an urban rail line by integrating the information of fault handling. However, they just considered small faults and recovered the timetable by modifying dwelling time and running time at a macroscopic level. Xu et al. (2016) considered an incident on one track of a double-track subway line and formulated an optimization model to calculate the rescheduled timetable with the objective to minimize the total delay time of trains. Crossover tracks are considered to balance the service quality under emergent situations. Taking passengers demand in consider, Gao et al. (2016) proposed an optimization model to reschedule a metro line with an over-crowded and time-dependent passenger flow after a short disruption, in which the pure running time between consecutive stations is fixed and stop-skip strategy is presented in the model to speed up the circulation of trains.

In this paper, we focus on a complete blockage of the double tracks for 5-10 minutes, e.g., an accident happened and the operator shut down the power supply system at a station, where no train can pass this area during the disruption. Therefore, some rolling stock may be short-turned at the intermediate stations with either single or double crossovers. The rolling stock circulation is also formulated in our disruption management model, where the rolling stock performed a disrupted service can turn around at a turnaround station and take over another service in the opposite direction. To ensure the service quality provided to passengers, the back-up rolling stock inside the depot may also be put into operation depending on the consequences of the disruptions, thus the number of rolling stock in the depot is considered. A mix integer non-linear programming (MINLP) model is proposed to handle the disruption management problem, which can be transformed into mix integer linear programming (MILP) model and then solved by exciting solvers.

The remainder of this paper is organized as follows: Section 2 describes the disruption management problem considered in this paper. The MINLP model for the disruption management problem in urban rail transit systems in term of a complete blockage of the double tracks for 5-10 minutes is proposed in Section 3. In Section

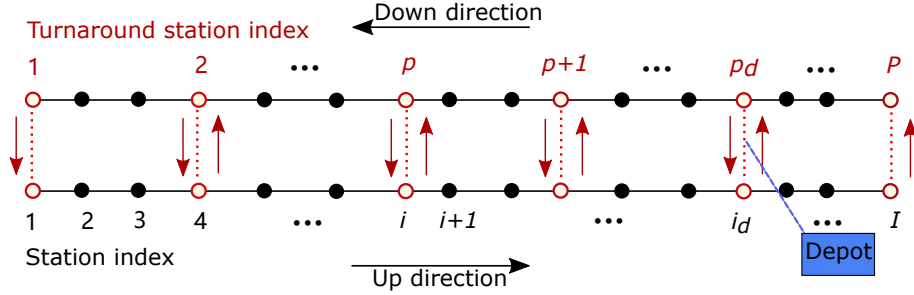


Figure 1: The layout of an urban rail transit line

4, the formulated optimization model is transformed into an MILP problem. Experimental results based on the real-world data from Beijing subway line 7 are given in Section 5. The paper ends with conclusions in Section 6.

2 Problem Description

2.1 Operation of an Urban Rail Transit Line

An urban rail transit line mainly consists of stations, open tracks, crossovers, and depots. Figure 1 shows the layout of an urban rail transit line, which has I stations. Among these stations, there are P stations which are equipped with crossovers; so trains could turnaround at these P stations. In addition, there is only one depot in the urban rail transit line which is linked to turnaround station pd . A station in general has two platforms for urban transit lines. Open tracks are separated into two directions and each track is designed for rolling stock to operate in only one direction during normal operation but can be used for the opposite direction under emergent situations. The crossovers connecting two parallel open tracks at turnaround stations can be used by rolling stock to turn around and take over another train service in the opposite direction.

This paper considers the disruption management problem for urban rail transit systems at a macroscopic level, however, the sufficient details for the turnaround operations and the rolling stock circulations are involved. In this paper, “train service” is defined as a rolling stock operating in one direction from its origin to destination. In detail, we use “service” to represent a rolling stock’s operation from station 1 to station I in the up direction or from station I to station 1 in the down direction. Once a rolling stock turns around using crossovers at turnaround stations, the corresponding “service” ends, while the rolling stock keeps circulating in the urban rail transit line. Rolling stocks are stored in the depots when they are not in use. The capacity of the depot is limited.

2.2 Dispatching Measures

This paper considers a disruption scenario, where the double tracks in a railway segment are out of order for 5-10 minutes and no train services can pass this area

during this time period. The possible dispatching measures include:

- Adjustments of running times and dwell times for train services;
- Rolling stock performed a disrupted service in one direction can turn around at the turnaround stations and take over another service in opposite direction;
- The back-up rolling stock inside depots can be put into operation when necessary, e.g., performing a train service that cannot be executed by the predefined rolling stock;

2.3 Assumptions

In order to formulate the disruption management model for the complete blockage scenario, we make the following assumptions according to the characteristics of urban rail transit lines:

- Rolling stock do not meet or overtake each other during operation due to the limited infrastructure (in terms of tracks and platforms) available;
- Trains are not allowed to stop in the open tracks to avoid panicking passengers;
- Train services can depart before the departure time specified in the timetable, since the urban rail transit is more focus on the headway between train services and the passengers do not know the exact departure times.

3 Mathematical Formulation

3.1 Parameters and Variables

Parameters and decision variables adopted in the mathematical model are listed in Table 1 and Table 2 for the convenience of formulating the disruption management problem.

3.2 Objective Function

The objective function of the disruption management problem involves three parts:

- Minimize the train delay times at all visited stations;
- Minimize the deviation of the current train operations and the predefined timetable in terms of the number of cancellation services and intermediate turnaround services;
- Minimize the headway deviations between train services to ensure a regular operation and minimize passengers' waiting time.

Table 1: General subscripts, sets, input parameters

Symbol	Description
\mathbf{I}	set of stations, I is the last station in the line
\mathbf{P}	set of turnaround stations, P is the last turnaround station in the line
\mathbf{F}	set of train services in the up direction
\mathbf{G}	set of train services in the down direction
i	station index, $i \in \mathbf{I}$, i_d is the station corresponding to turnaround station p_d
p	turnaround station index, $p \in \mathbf{P}$, p_d is the turnaround station connected with depot
f	train service index in the up direction, $f \in \mathbf{F}$
g	train service index in the down direction, $g \in \mathbf{G}$
$\bar{x}_{f,p,p+1}^{\text{up}}$	given binary value, $\bar{x}_{f,p,p+1}^{\text{up}} = 1$ if service f in the up direction operates between turnaround station p and $p+1$ for $p \in \{1, 2, \dots, P-1\}$ in the timetable
$\bar{y}_{f,i,i+1}^{\text{up}}$	given binary value, $\bar{y}_{f,i,i+1}^{\text{up}} = 1$ if service f in the up direction operates between station i and $i+1$ for $i \in \{1, 2, \dots, I-1\}$ in the timetable
$\bar{x}_{g,p,p-1}^{\text{dn}}$	given binary value, $\bar{x}_{g,p,p-1}^{\text{dn}} = 1$ if service g in the down direction operates between turnaround station p and $p-1$ for $p \in \{2, 3, \dots, P\}$ in the timetable
$\bar{y}_{g,i,i-1}^{\text{dn}}$	given binary value, $\bar{y}_{g,i,i-1}^{\text{dn}} = 1$ if service g in the down direction operates between station i and $i-1$ for $i \in \{2, 3, \dots, I\}$ in the timetable
$\bar{\beta}_{f,g,p}^{\text{up}}$	binary variable, $\bar{\beta}_{f,g,p}^{\text{up}} = 1$ if service f in the up direction is connected with service g in the down direction at turnaround station p in the timetable
$\bar{\beta}_{g,f,p}^{\text{dn}}$	binary variable, $\bar{\beta}_{g,f,p}^{\text{dn}} = 1$ if service g in the down direction is connected with service f in the up direction at turnaround station p in the timetable
$\bar{a}_{f,i}^{\text{up}}/\bar{d}_{f,i}^{\text{up}}$	planned arrival/departure time of service f at station i in the up direction in the timetable
$\bar{a}_{g,i}^{\text{dn}}/\bar{d}_{g,i}^{\text{dn}}$	planned arrival/departure time of service g at station i in the down direction in the timetable
h_{\min}	minimum headway between two successive train services in the same direction in the timetable
$w_i^{\text{up,max}}/w_i^{\text{up,min}}$	maximum/minimum dwell time of train services at station i in the up direction
$w_i^{\text{dn,max}}/w_i^{\text{dn,min}}$	maximum/minimum dwell time of train services at station i in the down direction
$r_{i,i+1}^{\text{up,max}}/r_{i,i+1}^{\text{up,min}}$	maximum/minimum running time between station i and station $i+1$ in the up direction
$r_{i,i-1}^{\text{dn,max}}/r_{i,i-1}^{\text{dn,min}}$	maximum/minimum running time between station i and station $i-1$ in the down direction
$t_p^{\text{turn,max}}/t_p^{\text{turn,min}}$	maximum/minimum turnaround time at turnaround station p
w_{cr}	extra waiting time at turnaround stations needed to let all the passengers alight from the train
N_{p_d}	number of rolling stock in the depot before the disruption, $N_{p_d} \geq 1$
t_d	the start time point for disruption

Table 2: Decision variables

Symbol	Description
$x_{f,p,p+1}^{\text{up}}$	binary variable, $x_{f,p,p+1}^{\text{up}} = 1$ if service f in the up direction operates between turnaround station p and $p + 1$ for $p \in \{1, 2, \dots, P - 1\}$
$y_{f,i,i+1}^{\text{up}}$	binary variable, $y_{f,i,i+1}^{\text{up}} = 1$ if service f in the up direction operates between station i and $i + 1$ for $i \in \{1, 2, \dots, I - 1\}$
$x_{g,p,p-1}^{\text{dn}}$	binary variable, $x_{g,p,p-1}^{\text{dn}} = 1$ if service g in the down direction operates between turnaround station p and $p - 1$ for $p \in \{2, 3, \dots, P\}$
$y_{g,i,i-1}^{\text{dn}}$	binary variable, $y_{g,i,i-1}^{\text{dn}} = 1$ if service g in the down direction operates between station i and $i - 1$ for $i \in \{2, 3, \dots, I\}$
$\beta_{f,g,p}^{\text{up}}$	binary variable, $\beta_{f,g,p}^{\text{up}} = 1$ if service f in the up direction is connected with service g in the down direction at turnaround station p
$\beta_{g,f,p}^{\text{dn}}$	binary variable, $\beta_{g,f,p}^{\text{dn}} = 1$ if service g in the down direction is connected with service f in the up direction at turnaround station p
$a_{f,i}^{\text{up}}/d_{f,i}^{\text{up}}$	arrival/departure time of service f at station i in the up direction
$a_{g,i}^{\text{dn}}/d_{g,i}^{\text{dn}}$	arrival/departure time of service g at station i in the down direction
$w_{f,i}^{\text{up}}$	dwelt time of service f at station i in the up direction
$w_{g,i}^{\text{dn}}$	dwelt time of service g at station i in the down direction
$r_{f,i,i+1}^{\text{up}}$	running time of service f between station i and station $i + 1$ in the up direction
$r_{g,i,i-1}^{\text{dn}}$	running time of service g between station i and station $i - 1$ in the down direction
$t_{f,p}^{\text{turn}}/t_{g,p}^{\text{turn}}$	turnaround time of service f/g at turnaround station p
$\alpha_{f,p_d}^{\text{up}}$	binary variable, $\alpha_{f,p_d}^{\text{up}} = 1$ if the rolling stock performing service f in the up direction go back to the depot at turnaround station p_d
$\alpha_{g,p_d}^{\text{dn}}$	binary variable, $\alpha_{g,p_d}^{\text{dn}} = 1$ if the rolling stock performing service g in the down direction go back to the depot at turnaround station p_d
$\theta_{f,p_d}^{\text{up}}$	binary variable, $\theta_{f,p_d}^{\text{up}} = 1$ if the rolling stock performing service f in the up direction come out from the depot at turnaround station p_d
$\theta_{g,p_d}^{\text{dn}}$	binary variable, $\theta_{g,p_d}^{\text{dn}} = 1$ if the rolling stock performing service g in the down direction come out from the depot at turnaround station p_d
$N_{f,p_d}^{\text{in}}/N_{g,p_d}^{\text{in}}$	total number of rolling stock going back to depot before the departure of train service f/g at turnaround station p_d
$N_{f,p_d}^{\text{out}}/N_{g,p_d}^{\text{out}}$	total number of rolling stock coming out from depot before the departure of train service f/g at turnaround station p_d

Thus, the objective function can be formulated as

$$\begin{aligned}
Z = \min & \left(w_1 * \left(\sum_{f \in \mathbf{F}} \sum_{i \in \mathbf{I}, i \neq 1} y_{f,i-1,i}^{\text{up}} \left(\max(0, (d_{f,i}^{\text{up}} - \bar{d}_{f,i}^{\text{up}})) \right) \right. \right. \\
& + \left. \sum_{g \in \mathbf{G}} \sum_{i \in \mathbf{I}, i \neq I} y_{g,i+1,i}^{\text{dn}} \left(\max(0, (d_{g,i}^{\text{dn}} - \bar{d}_{g,i}^{\text{dn}})) \right) \right) \\
& + w_2 * \left(\sum_{f \in \mathbf{F}} \sum_{p \in \mathbf{P}, p \neq P} (\bar{x}_{f,p,p+1}^{\text{up}} - x_{f,p,p+1}^{\text{up}}) + \sum_{g \in \mathbf{G}} \sum_{p \in \mathbf{P}, p \neq 1} (\bar{x}_{g,p,p-1}^{\text{dn}} - x_{g,p,p-1}^{\text{dn}}) \right) \\
& + w_3 * \left(\sum_{f \in \mathbf{F}, f \neq 1, f \neq F} \sum_{i \in \mathbf{I}, i \neq 1} (y_{f-1,i-1,i}^{\text{up}} y_{f,i-1,i}^{\text{up}} y_{f+1,i-1,i}^{\text{up}} (d_{f+1,i}^{\text{up}} + d_{f-1,i}^{\text{up}} - 2d_{f,i}^{\text{up}})) \right. \\
& \left. + \sum_{g \in \mathbf{G}, g \neq 1, g \neq G} \sum_{i \in \mathbf{I}, i \neq I} (y_{g-1,i+1,i}^{\text{dn}} y_{g,i+1,i}^{\text{dn}} y_{g+1,i+1,i}^{\text{dn}} (d_{g+1,i}^{\text{dn}} + d_{g-1,i}^{\text{dn}} - 2d_{g,i}^{\text{dn}})) \right) \Big) \tag{1}
\end{aligned}$$

3.3 Operational Constraints

Departure and Arrival Times

As shown in Figure 2, in the disruption scenario considered in this paper, train service f in up direction can operate continuously to the next station or turn around to connect with train service g in down direction at station i (corresponding to turnaround station p). Thus, the calculation of departure times can be analysed into two cases according to the layout of station i .

- Normal Stations

In this case, service f can only depart from station i and operate to station $i + 1$, the departure time of service f at station i can be calculated by

$$d_{f,i}^{\text{up}} = y_{f,i-1,i}^{\text{up}} (a_{f,i}^{\text{up}} + w_{f,i}^{\text{up}}), \forall f \in \mathbf{F}, i \in \{2, 3, \dots, I\}, \tag{2}$$

where $w_{f,i}^{\text{up}}$ denote the dwell time of service f at station i , which satisfies the following constraint

$$w_i^{\text{up},\min} \leq w_{f,i}^{\text{up}} \leq w_i^{\text{up},\max}, \forall f \in \mathbf{F}, i \in \mathbf{I}. \tag{3}$$

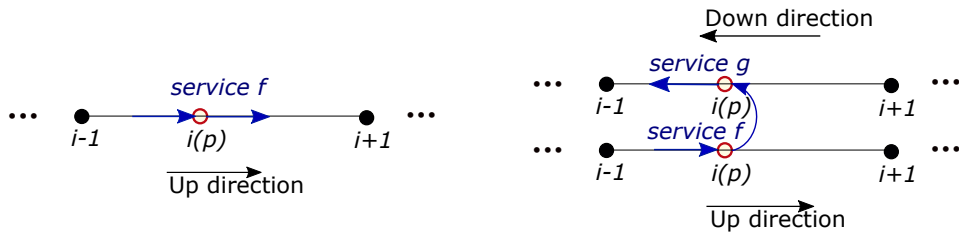


Figure 2: Departure options of train service f at station i

- Turnaround Stations

If service f in the up direction turns around at station i (corresponding to turnaround station p) and connects with service g in the down direction, i.e., $\beta_{f,g,p}^{\text{up}} = 1$, then we have

$$d_{f,i}^{\text{up}} = y_{f,i-1,i}^{\text{up}}(a_{f,i}^{\text{up}} + w_{f,i}^{\text{up}} + \beta_{f,g,p}^{\text{up}} w_{\text{cr}}), \forall f \in \mathbf{F}, g \in \mathbf{G}, p \in \mathbf{P}, i \in \{2, 3, \dots, I\}, \quad (4)$$

where w_{cr} is the extra time needed to let all the passengers alight from the train.

In a similar way, the calculation of arrival times can also be analysed by the following two cases.

- Normal Stations

The arrival time of service f at station i from station $i - 1$ can be calculated by

$$a_{f,i}^{\text{up}} = y_{f,i-1,i}^{\text{up}}(d_{f,i-1}^{\text{up}} + r_{f,i-1,i}^{\text{up}}), \forall f \in \mathbf{F}, i \in \{2, 3, \dots, I\}, \quad (5)$$

where $r_{f,i-1,i}^{\text{up}}$ denotes the running time of service f between station $i - 1$ and i , which satisfies the following constraint

$$r_{i-1,i}^{\text{up},\min} \leq r_{f,i-1,i}^{\text{up}} \leq r_{i-1,i}^{\text{up},\max}, \forall f \in \mathbf{F}, i \in \{2, 3, \dots, I\}. \quad (6)$$

- Turnaround Stations

If train service f is taken over by the rolling stock performed train service g in the down direction, which turns around at turnaround station i (corresponding to turnaround station p), i.e., $\beta_{g,f,p}^{\text{dn}} = 1$, the arrival time of service f at station i in up direction can be calculated by

$$a_{f,i}^{\text{up}} = (1 - y_{f,i-1,i}^{\text{up}}) y_{g,i+1,i}^{\text{dn}} \beta_{g,f,p}^{\text{dn}} (d_{g,i}^{\text{dn}} + t_{g,p}^{\text{turn}}), \forall f \in \mathbf{F}, g \in \mathbf{G}, p \in \mathbf{P}, i \in \{2, 3, \dots, I\}, \quad (7)$$

where $t_{g,p}^{\text{turn}}$ denotes the turnaround time of service g at turnaround station p , which satisfies the following constraint

$$t_p^{\text{turn},\min} \leq t_{g,p}^{\text{turn}} \leq t_p^{\text{turn},\max}, \forall f \in \mathbf{F}, p \in \mathbf{P}. \quad (8)$$

When combining equation (5) and equation (7), the arrival time of service f at station i in the up direction can be calculated by

$$a_{f,i}^{\text{up}} = \beta_{g,f,p}^{\text{dn}} (1 - y_{f,i-1,i}^{\text{up}}) y_{g,i+1,i}^{\text{dn}} (d_{g,i}^{\text{dn}} + t_{g,p}^{\text{turn}}) + (1 - \beta_{g,f,p}^{\text{dn}}) y_{f,i-1,i}^{\text{up}} (d_{f,i-1}^{\text{up}} + r_{f,i-1,i}^{\text{up}}), \quad \forall f \in \mathbf{F}, g \in \mathbf{G}, p \in \mathbf{P}, i \in \{2, 3, \dots, I - 1\}. \quad (9)$$

Similarly, the departure time and arrival time for train service g at station i can be calculated in two cases as well.

Headway Constraints

In the disruption scenario, the headway between train services should be larger than the minimum headway determined by the train control systems. Therefore, we have the headway between service $f - 1$ and f

$$y_{f-1,i-1,i}^{\text{up}} y_{f,i-1,i}^{\text{up}} (d_{f,i}^{\text{up}} - d_{f-1,i}^{\text{up}}) \geq y_{f-1,i-1,i}^{\text{up}} y_{f,i-1,i}^{\text{up}} h_{\min}, \quad (10)$$

$$\forall f \in \{2, 3, \dots, F\}, i \in \{2, 3, \dots, I\}.$$

If $y_{f,i-1,i}^{\text{up}} = 0$ or $y_{f-1,i-1,i}^{\text{up}} = 0$ (one of the two consecutive train services was cancelled or turn around at intermediate stations), the constraint above is satisfied automatically. However, if train service f at station i is canceled, i.e., $y_{f,i-1,i}^{\text{up}} = 0$, then we need to calculate the headway using service $f + 1$ and $f - 1$ as follow:

$$y_{f-1,i-1,i}^{\text{up}} y_{f+1,i-1,i}^{\text{up}} (1 - y_{f,i-1,i}^{\text{up}}) (d_{f+1,i}^{\text{up}} - d_{f-1,i}^{\text{up}}) \geq y_{f-1,i-1,i}^{\text{up}} y_{f+1,i-1,i}^{\text{up}} (1 - y_{f,i-1,i}^{\text{up}}) h_{\min},$$

$$\forall f \in \{2, 3, \dots, F - 1\}, i \in \{2, 3, \dots, I\}. \quad (11)$$

Service Connection Constraints

The rolling stock performed train service f in the up direction can turn around at turnaround stations and take over another service in the opposite direction in the disruption scenario. However, train service f can be connected with at most one train service in the down direction, i.e.,

$$\sum_g \sum_p \beta_{f,g,p}^{\text{up}} \leq 1, \forall f \in \mathbf{F}, g \in \mathbf{G}, p \in \mathbf{P}, \quad (12)$$

where $\beta_{f,g,p}^{\text{up}}$ denotes the connection between service f in the up direction and service g in the down direction.

Similarly, we have

$$\sum_f \sum_p \beta_{g,f,p}^{\text{dn}} \leq 1, \forall f \in \mathbf{F}, g \in \mathbf{G}, p \in \mathbf{P}. \quad (13)$$

to ensure train service g is connected with at most one train service in the up direction.

As shown in Figure 3, train service f in the up direction has more than one departure option at turnaround stations, especially turnaround stations with depot. Therefore, services connection constraints should be discussed separately according to different turnaround stations.

- Turnaround stations without depot

In this case, service f in up direction at turnaround station p has two options: operate continuously to next station in the up direction or turn around at turnaround station p and connect to service g in the down direction. The relationship between $\beta_{f,g,p}^{\text{up}}$ and $x_{f,p,p+1}^{\text{up}}$ can be formulated as follow

$$\beta_{f,g,p}^{\text{up}} + x_{f,p,p+1}^{\text{up}} = x_{f,p-1,p}^{\text{up}}, \forall f \in \mathbf{F}, g \in \mathbf{G}, p \in \{2, 3, \dots, P - 1\}. \quad (14)$$

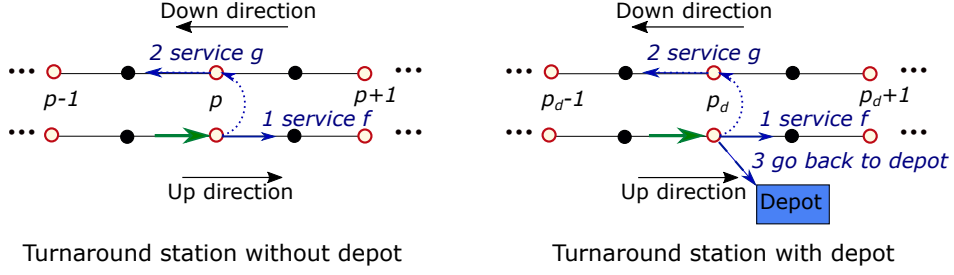


Figure 3: Departure directions of train service at turnaround stations

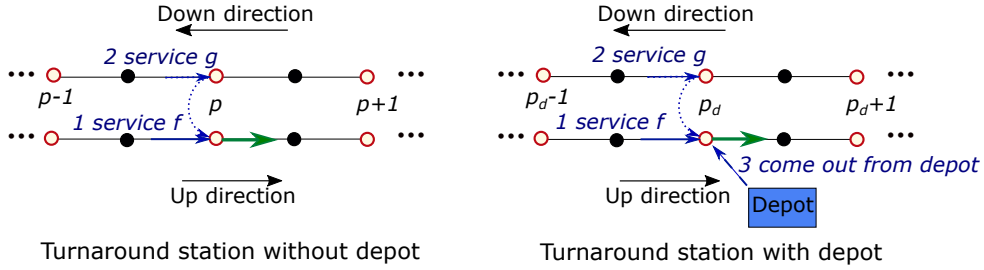


Figure 4: Sources of train service at turnaround stations

- Turnaround stations with depot
Except the two options described above, service f can also go back to depot directly at turnaround station p_d which connects with depot, the equation can be proposed as

$$\beta_{f,g,p_d}^{\text{up}} + x_{f,p_d,p_d+1}^{\text{up}} + \alpha_{f,p_d}^{\text{up}} = x_{f,p_d-1,p_d}^{\text{up}}, \forall f \in \mathbf{F}, g \in \mathbf{G}, \quad (15)$$

where $\alpha_{f,p_d}^{\text{up}}$ denotes whether service f goes back to depot at turnaround station p_d .

At the same time, train service f departs from turnaround station p in the up direction also has different sources according to the layout of turnaround stations as shown in Figure 4:

- Turnaround stations without depot
In this case, service f departs from turnaround station p has two sources: come from station $p - 1$ in the up direction or connect with service g in the down direction, so we have

$$\beta_{g,f,p}^{\text{dn}} + x_{f,p-1,p}^{\text{up}} = x_{f,p,p+1}^{\text{up}}, \forall f \in \mathbf{F}, g \in \mathbf{G}, p \in \{2, 3, \dots, P - 1\}. \quad (16)$$

- Turnaround stations with depot
Except the two sources described above, service f departs from turnaround station p_d in the up direction may also come from depot directly, the equation can be proposed as

$$\beta_{g,f,p_d}^{\text{dn}} + x_{f,p_d-1,p_d}^{\text{up}} + \theta_{f,p_d}^{\text{up}} = x_{f,p_d,p_d+1}^{\text{up}}, \forall f \in \mathbf{F}, g \in \mathbf{G}, \quad (17)$$

where $\theta_{f,p_d}^{\text{up}}$ denotes whether service f is come out from the depot at turnaround station p_d .

Since the adding of new train services is not included in the this model, we have

$$x_{f,p,p+1}^{\text{up}} \leq \bar{x}_{f,p,p+1}^{\text{up}}, \forall f \in \mathbf{F}, p \in \{1, 2, \dots, P-1\}. \quad (18)$$

Similarly constraints about service connection of train service g in the down direction can be presented.

Inventory Constraints

For turnaround stations connected with the depot, train services can be performed by rolling stock coming out from the depot directly and the rolling stock performed a service can also go back to the depot. However, the number of back-up rolling stock inside depots for urban rail transit lines is fixed. We need to consider the availability of rolling stock when adjusting the connection between train services at turnaround stations with depot.

When a rolling stock inside the depot is required to perform train service f , i.e., $\theta_{f,p_d}^{\text{up}} = 1$, the number of rolling stock going back to and coming out from the depot before train service f should satisfy inventory constraints

$$\theta_{f,p_d}^{\text{up}} (N_{f,p_d}^{\text{out}} - N_{f,p_d}^{\text{in}}) \leq N_{p_d} - 1, \forall f \in \mathbf{F}, \quad (19)$$

where N_{p_d} is the number of rolling stock in the depot before the disruption, N_{f,p_d}^{out} and N_{f,p_d}^{in} denote the total number of rolling stock coming out from and going back to the depot before the departure of train service f at turnaround station p_d after the disruption happened, which can be calculated by

$$N_{f,p_d}^{\text{out}} = \sum_{f'} \epsilon_{f',p_d}^{\text{up}} \delta_{f',f,p_d}^{\text{up}} \theta_{f',p_d}^{\text{up}} + \sum_{g'} \epsilon_{g',p_d}^{\text{dn}} \delta_{g',f,p_d}^{\text{dn}} \theta_{g',p_d}^{\text{dn}}, \forall f \in \mathbf{F}, f' \in \mathbf{F}, g' \in \mathbf{G}, \quad (20)$$

$$N_{f,p_d}^{\text{in}} = \sum_{f'} \lambda_{f',p_d}^{\text{up}} \eta_{f',f,p_d}^{\text{up}} \alpha_{f',p_d}^{\text{up}} + \sum_{g'} \lambda_{g',p_d}^{\text{dn}} \eta_{g',f,p_d}^{\text{dn}} \alpha_{g',p_d}^{\text{dn}}, \forall f \in \mathbf{F}, f' \in \mathbf{F}, g' \in \mathbf{G}. \quad (21)$$

A set of binary variables is presented to describe the sequence between train services, in which $\delta_{f',f,p_d}^{\text{up}} = 1$, means service f' in the up direction departs from turnaround station p_d (corresponding to station i_d) before the departure of service f , i.e.,

$$d_{f,i_d}^{\text{up}} - d_{f',i_d}^{\text{up}} \geq 0, \forall f \in \mathbf{F}, f' \in \mathbf{F}, \quad (22)$$

$\delta_{g',f,p_d}^{\text{dn}} = 1$, means service g' in the down direction departs from turnaround station p_d before the departure of service f , i.e.,

$$d_{f,i_d}^{\text{up}} - d_{g',i_d}^{\text{dn}} \geq 0, \forall f \in \mathbf{F}, g' \in \mathbf{G}, \quad (23)$$

$\eta_{f',f,p_d}^{\text{up}} = 1$, means service f' in the up direction arrives at turnaround station p_d before the departure of service f , i.e.,

$$d_{f,i_d}^{\text{up}} - a_{f',i_d}^{\text{up}} \geq 0, \forall f \in \mathbf{F}, f' \in \mathbf{F}, \quad (24)$$

$\eta_{g',f,p_d}^{\text{dn}} = 1$, means service g' in the down direction arrives at turnaround station p_d before the departure of service f , i.e.,

$$d_{f,i_d}^{\text{up}} - a_{g',i_d}^{\text{dn}} \geq 0, \forall f \in \mathbf{F}, g' \in \mathbf{G}, \quad (25)$$

Moreover, a set of binary variables is considered to identify if the train service arrives at or depart from turnaround station p_d after the disruption happened, in which $\epsilon_{f',p_d}^{\text{up}} = 1$ means service f' in the up direction departs from turnaround station p_d after the disruption happened, i.e.,

$$d_{f',i_d}^{\text{up}} - t_d \geq 0, \forall f' \in \mathbf{F}, \quad (26)$$

$\epsilon_{g',p_d}^{\text{dn}} = 1$, means service g' in the down direction departs from turnaround station p_d after the disruption happened, i.e.,

$$a_{g',i_d}^{\text{dn}} - t_d \geq 0, \forall g' \in \mathbf{G}, \quad (27)$$

$\lambda_{f',p_d}^{\text{up}}$, means service f' in the up direction arrives at turnaround station p_d after the disruption happened, i.e.,

$$a_{f',i_d}^{\text{up}} - t_d \geq 0, \forall f' \in \mathbf{F}, \quad (28)$$

$\lambda_{g',p_d}^{\text{dn}}$, means service g' in the down direction arrives at turnaround station p_d after the disruption happened, i.e.,

$$a_{g',i_d}^{\text{dn}} - t_d \geq 0, \forall g' \in \mathbf{G}, \quad (29)$$

Similarly, when a rolling stock inside the depot is required to perform train service g , i.e., $\theta_{g,p_d}^{\text{dn}} = 1$, the inventory constraints can also be proposed.

4 MILP Transformation

The mixed-integer nonlinear programming (MINLP) model formulated in Section 3 can be transformed into a mixed-integer linear programming (MILP) problem according to the transformation properties introduced in (?).

- Property I: Consider a real-valued variable $f(x)$ and a logical variable $\theta \in [0, 1]$. if we let $M = f(x)_{\max}$, $m = f(x)_{\min}$, the product term $\theta f(x)$ can be replaced by an auxiliary real variable $z = \theta f(x)$, where $z = \theta f(x)$ is equivalent to

$$\begin{cases} z \leq M\theta, \\ z \geq m\theta, \\ z \leq f(x) - m(1 - \theta), \\ z \geq f(x) - M(1 - \theta). \end{cases} \quad (30)$$

- Property II: Consider two logical variables $\theta_1 \in [0, 1]$ and $\theta_2 \in [0, 1]$. the product term $\theta_1\theta_2$ can be replaced by a logical variables $\theta_3 \in [0, 1]$, where $\theta_3 = \theta_1\theta_2$ is equivalent to

$$\begin{cases} -\theta_1 + \theta_3 \leq 0, \\ -\theta_2 + \theta_3 \leq 0, \\ \theta_1 + \theta_2 - \theta_3 \leq 1. \end{cases} \quad (31)$$

- Property III: Consider a real-valued variable $f(x) \leq 0$, and let $M = f(x)_{max}$, $m = f(x)_{min}$. If we introduce a logical variable $\theta \in [0, 1]$, it can be verified that $[f(x) \leq 0] \longleftrightarrow [\theta = 1]$ is true if

$$\begin{cases} f(x) \leq M(1 - \theta), \\ f(x) \geq \epsilon + (m - \epsilon)\theta. \end{cases} \quad (32)$$

Through property I the nonlinear constraints (4) and (9) can be transformed by using auxiliary real variables. Constraints (20) and (21) can be transformed by adding another logical variables according to property II. Constraints (9), (10) and (11) can be transformed by combining property I and II. The statements (22) to (29) can be transformed into logical dynamic constraints through property III.

5 Case Study

In this section, the performance of the proposed model is demonstrated based on the data from Beijing subway line 7 and IBM CPLEX 12.8 is used as the solver for the resulting MILP problem. The layout of Beijing subway line 7 is shown in Figure 5, which is 23.7 km long with 21 stations and one depot connected with SH station. Stations denoted by red circles are stations with turnaround facilities where rolling stocks could turn around and perform another service in the opposite direction. Stations denoted by black dots are normal stations where train services can only run directly to next station in the same direction. Train services running from BJX to JHC are in the up direction while services running from JHC to BJX are in the down direction.

In this case study, we consider the rescheduling time period from 11:00 am to 12:00 am. There are 10 services that their departure times from the origins are in the considered time period in each direction. The track blockage for both directions between HFQ and ZSK starts at 11:29 am and ends at 11:39 am. No train can pass the blockage area in this time interval. At 11:29 am, 6 services in the up direction and 5 services in the down direction considered in this case study are operating on the line. The detailed status of these services are given in Table 3. The maximum and minimum running times in each section are defined by adding extra 10 s or reducing 10 s based on the predefined running times in the timetable. The minimum dwell times at each station are defined as 20 s to let passengers get on or alight from the trains while the maximum dwell times are defined by adding extra 120 s in case of holding trains in station if necessary. Furthermore, the turnaround time should be between 120s and 600s. The headway of two consecutive train services should be more than 240 s. The number of rolling stock in the depot is taken as 2 at the beginning of disruption. The extra waiting time at turnaround stations is 60 s. The weights in the objective function are set as $w_1 = 2$, $w_2 = 100$ and $w_3 = 1$.

The rescheduled timetable for train services in this disruption scenario is shown in Figure 6, in which different colors denoted train services performed by different rolling stock. The track blockage is denoted by a red rectangular inserted between HFQ and ZSK, which appears at 11:29 am and disappears at 11:39 am. It can be observed that two train services (i.e., $f3$ and $f4$) in the up direction turn around at turnaround station HFQ and connect to train services ($g1$ and $g2$) in the down

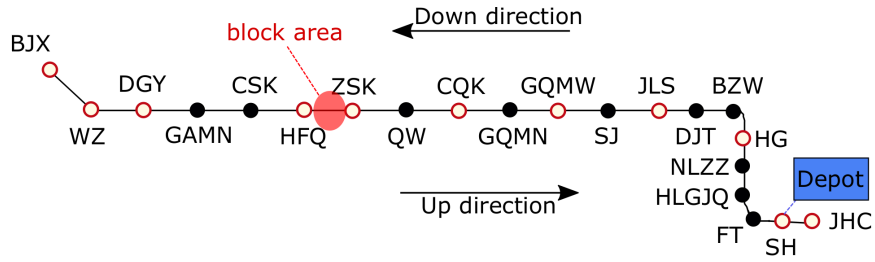


Figure 5: Layout of Beijing subway line 7

Table 3: Detailed status of train services

Number of train services	Direction	Status
f_1	up	dwelling at DJT
f_2	up	running from GQMN to GQMW
f_3	up	running from QW to CQK
f_4	up	running from CSK to HFQ
f_5	up	running from DGY to GQMN
f_6	up	dwelling at BZX
g_1	down	running from QW to ZSK
g_2	down	running from GQMN to CQK
g_3	down	running from JLS to SJ
g_4	down	running from HG to BZW
g_5	down	running from FT to HLGJQ

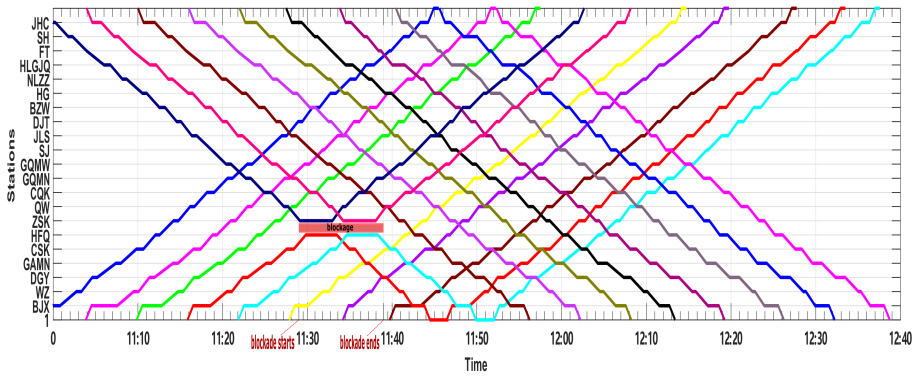


Figure 6: The rescheduled timetable

direction, accordingly, train services (g_1 and g_2) in the down direction turn around at turnaround station ZSK and connect to train services (f_3 and f_4) in the up direction without huge impact on other train services. The circulation plan of rolling stock does not change, in which train services g_8 and g_9 in the down direction are performed by the rolling stock which performed f_1 and f_2 in the up direction and turned around at JHC. The headways between train services at the station close to

the block area in the up and down directions are illustrated in Figure 7 and Figure 8 respectively, in which the brown line denoted the predefined headway in timetable and the blue line denoted the headway after rescheduling. As can be observed in Figure 7, the headway between service f_2 and f_3 and the headway between service f_3 and f_4 are slightly changed since services f_3 and f_4 are disrupted and turn around before the block area, while other headways remain the same in timetable. The result is similar for the down direction.

6 Conclusion

In this paper, a disruption management model is proposed to rescheduling train services in term of a complete blockage of the double tracks for 5-10 minutes in urban rail transit systems. The objective of the model is to minimize the train delays and the number of canceled train services as well as to ensure a regular service for passengers, while constrains, such as departure and arrival constraints, turnaround constraints, service connection constraints, inventory constraints are considered. The case study based on the real-world data from Beijing subway line 7 demonstrated that a rescheduled timetable and rolling stock circulation plan can be generated within a short computation time, which could contribute to the real-time disruption management of an urban rail transit line. However, short-turning trains in the middle of the line will bring inconveniences to the passengers since they need to get off

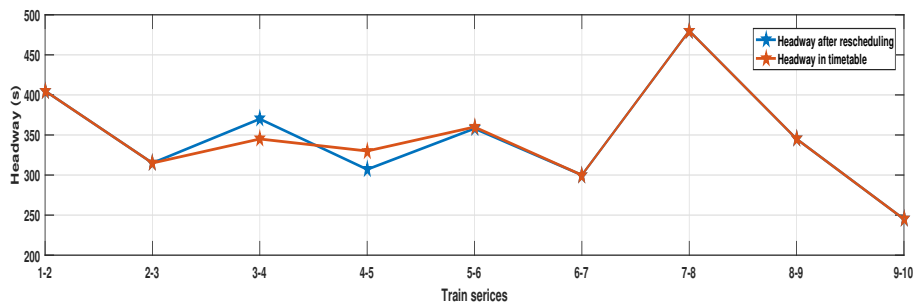


Figure 7: The headway in up direction

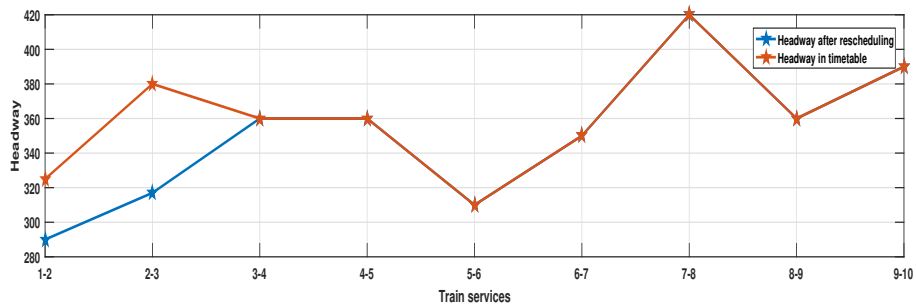


Figure 8: The headway in down direction

train services before the short-turning. More experiments need to be carried out to evaluate the effectiveness of different dispatching measures.

Acknowledgment

This work is supported by the Beijing Natural Science Foundation (Nos. L171008 and L181007), the National Natural Science Foundation of China (No. 61503020).

References

- Cacchiani, V., Huisman, D., Kidd, M., Kroon, L., Toth, P., Veelenturf, L., Wagenaar, J., 2014. An overview of recovery models and algorithms for real-time railway rescheduling. *Transportation Research Part B: Methodological* 63, 15 – 37.
- Clausen, J., Larsen, A., Larsen, J., Rezanova, N.J., 2010. Disruption management in the airline industry-concepts, models and methods. *Computers and Operations Research* 37, 809 – 821.
- Corman, F., D’Ariano, A., Pacciarelli, D., Pranzo, M., 2012. Bi-objective conflict detection and resolution in railway traffic management. *Transportation Research Part C: Emerging Technologies* 20, 79 – 94.
- D’Ariano, A., Corman, F., Pacciarelli, D., Pranzo, M., 2008. Reordering and local rerouting strategies to manage train traffic in real time. *Transportation Science* 42, 405 – 419.
- D’Ariano, A., Pranzo, M., 2009. An Advanced Real-Time Train Dispatching System for Minimizing the Propagation of Delays in a Dispatching Area Under Severe Disturbances. *Networks & Spatial Economics* 9, 63-84.
- D’Ariano, A., Pranzo, M., Hansen, I.A., 2007. Conflict resolution and train speed coordination for solving real-time timetable perturbations. *IEEE Transactions on Intelligent Transportation Systems* 8, 208 – 222.
- Eberlein, X.J., Wilson, N.H., Barnhart, C., 1998. Real-time deadheading problem in transit operations control. *Transportation Research Part B: Methodological* 32 B, 77 – 100.
- Gao, Y., Kroon, L., Schmidt, M., Yang, L., 2016. Rescheduling a metro line in an over-crowded situation after disruptions. *Transportation Research Part B: Methodological* 93, 425 – 449.
- Gao, Y., Yang, L., Gao, Z., 2017. Real-time automatic rescheduling strategy for an urban rail line by integrating the information of fault handling. *Transportation Research Part C: Emerging Technologies* 81, 246 – 267.
- Ghaemi, N., Cats, O., Goverde, R.M., 2017. A microscopic model for optimal train short-turnings during complete blockages. *Transportation Research Part B: Methodological* 105, 423 – 437.

- Ginkel, A., Schöbel, A., 2007. To wait or not to wait? the bicriteria delay management problem in public transportation. *Transportation Science* 41, 527 – 538.
- Jespersen-Groth, J., Potthoff, D., Clausen, J., Huisman, D., Kroon, L., Maroti, G., Nielsen, M.N., 2009. Disruption management in passenger railway transportation, pp. 399 – 421.
- Kang, L., Wu, J., Sun, H., Zhu, X., Wang, B., 2015. A practical model for last train rescheduling with train delay in urban railway transit networks. *Omega-International Journal of Management Science* 50, 29–42.
- Louwerse, I., Huisman, D., 2014. Adjusting a railway timetable in case of partial or complete blockades. *European Journal of Operational Research* 235, 583 – 593.
- Narayanaswami, S., Rangaraj, N., 2011. Scheduling and rescheduling of railway operations: A review and expository analysis. *Technology Operation Management* 2, 102–122.
- Veelenturf, L.P., Kidd, M.P., Cacchiani, V., Kroon, L.G., Toth, P., 2016. A railway timetable rescheduling approach for handling large-scale disruptions. *Transportation Science* 50, 841–862. <https://doi.org/10.1287/trsc.2015.0618>.
- Xu, X., Li, K., Yang, L., 2016. Rescheduling subway trains by a discrete event model considering service balance performance. *Applied Mathematical Modelling* 40, 1446 – 1466.
- Zhan, S., Kroon, L.G., Veelenturf, L.P., Wagenaar, J.C., 2015. Real-time high-speed train rescheduling in case of a complete blockage. *Transportation Research Part B: Methodological* 78, 182 – 201.
- Zhan, S., Kroon, L.G., Zhao, J., Peng, Q., 2016. A rolling horizon approach to the high speed train rescheduling problem in case of a partial segment blockage. *Transportation Research Part E-Logistics And Transportation Review* 95, 32–61.